

Ref.:-

Date:-

1.3.2 List of courses that include experiential learning through project work / field work / internship during last five years

Year of offering: 2019-2020

Programme Name	Programme Code	Name of the Course that include experiential learning through project work/field work/internship	Course code
Mechanical Engineering	1-1408968339	Manufacturing Processes	ME213
		Internal Combustion Engine	ME215 (B)
		Manufacturing Technology	ME222
		Power Plant Engineering	ME225 (B)
		Mechanical Workshop-I	ME 226
		Metrology and Mechanical Measurement	ME312
		Fluid Machinery & Fluid Power	ME315
		Workshop Practices -IV	ME317
		Internal Combustion Engine	ME322
		CAD-CAM & CAE	ME323
		Tool Engineering	ME325
		Workshop Practice -V	ME328
		Refrigeration and Air Conditioning	ME412
		Automobile Engineering	ME414 (C)
		Project Work- I	ME416
		Industrial Training	ME417
		Plastic Engineering	ME424 (C)
Project Work- II	ME425		
Computer Science & Engineering	1-1408968327	Vocational Training	CS418
		Project Phase-I	CS417
		Project Phase-II	CS426
		Mini Project	CS327



B. Range
PRINCIPAL,
College of Engineering
PANDHARPUR



Shri Vithal Education & Research Institute's

COLLEGE OF ENGINEERING, PANDHARPUR



P.B.No.54, Gopalpur - Ranjani Road, Gopalpur, Pandharpur - 413304, District: Solapur (Maharashtra)
 Tel.: (02186) 216063, 9503103757, Toll Free No.: 1800-3000-4131 e-mail.: coe@sveri.ac.in
 Website.: www.sveri.ac.in (Approved by A.I.C.T.E., New Delhi and Affiliated to Solapur University, Solapur)
 NBA Accredited all eligible UG Programmes, NAAC Accredited Institute, ISO 9001:2015 Certified Institute.
 Accredited by The Institution of Engineers (India), Kolkata and TCS, Pune.

Ref.:-

Date:-

1.3.2 List of courses that include experiential learning through project work / field work / internship during last five years

Year of offering: 2019-2020

Programme Name	Programme Code	Name of the Course that include experiential learning through project work/field work/internship	Course code
Electronics & Tele-communication Engineering	1-1408968324	Seminar & Project	ET416
		Project	ET425
		Vocational Training	ET417
		Mini Project (Hardware)	ET327
Civil Engineering	1-1408968331	Building Construction and Drawing	CV213
		Engineering Geology	CV215
		Water Supply Engineering	CV221
		Environmental Engineering-I	CV313
		Water resources Engineering-II	CV314
		Environmental Engineering-II	CV323
		Mini Project in SM-III/GE-II/EE-II/EMII using Application Software	CV328
		Assessment of field training report	CV329
		Project Work	CV417
		Assessment of Report on Field Training-II	CV418
Project Work	CV426		
Electrical Engineering	1-3675277161	Power System-I	
Master of Business Administration	1-1408968337	Project Report & Viva	
M.Tech. Mechanical- Design Engineering	1-1408968333	Dissertation Phase I : Synopsis Submission Seminar	Dissertation
		Dissertation Phase II : Progress Seminar	Dissertation
		Dissertation Phase III : Progress Report presentation and submission	Dissertation
		Dissertation Phase IV : Final presentation and submission of report	Dissertation
		Dissertation Viva-voce	Dissertation



B. Range
 PRINCIPAL,
 College of Engineering
 PANDHARPUR



Shri Vithal Education & Research Institute's

COLLEGE OF ENGINEERING, PANDHARPUR



P.B.No.54, Gopalpur - Ranjani Road, Gopalpur, Pandharpur - 413304, District: Solapur (Maharashtra)
 Tel.: (02186) 216063, 9503103757, Toll Free No.: 1800-3000-4131 e-mail.: coe@sveri.ac.in
 Website.: www.sveri.ac.in (Approved by A.I.C.T.E., New Delhi and Affiliated to Solapur University, Solapur)
 NBA Accredited all eligible UG Programmes, NAAC Accredited Institute, ISO 9001:2015 Certified Institute.
 Accredited by The Institution of Engineers (India), Kolkata and TCS, Pune.

Ref.:-

Date:-

1.3.2 List of courses that include experiential learning through project work / field work / internship during last five years			
Year of offering: 2019-2020			
Programme Name	Programme Code	Name of the Course that include experiential learning through project work/field work/internship	Course code
M. Tech. Computer Science & Engineering	1-1408968341	Dissertation Phase-I : Synopsis Submission Seminar	
		Dissertation Phase-II : ICA	
		Dissertation Phase-II : Progress Seminar	
		Dissertation Phase-III : Progress Seminar	
		Dissertation Phase-IV : Final presentation and submission of report	
		Final Submission of the Dissertation and Viva-voce	
M.Tech. Electronics & Tele-communication Engineering	1-1408968335	Dissertation Phase-I: Synopsis Submission Seminar	
		Dissertation Phase-II: ICA	
		Dissertation Phase-II: Progress Seminar	
		Dissertation Phase-III: Progress Seminar	
		Dissertation Phase IV	
		Final Submission of the Dissertation and Viva –Voce	
M.Tech. Civil - Structural Engineering	1-1408968343	Mini project	
		Dissertation Phase I : Synopsis Submission Seminar	
		Dissertation Phase II :ICA	
		Dissertation Phase II : Progress Seminar	
		Dissertation Phase III : Progress Seminar	
		Dissertation Phase IV: Final presentation and submission of report	
Dissertation Viva –Voce			



B-Range
PRINCIPAL,
College of Engineering
PANDHARPUR

Punyashlok Ahilyadevi Holkar Solapur University, Solapur



NAAC Accredited-2015, 'B' Grade (CGPA 2.62)

Name of the Faculty: Science & Technology

CHOICE BASED CREDIT SYSTEM

Syllabus: MACHANICAL ENGINEERING

Name of the Course: S.Y. B. Tech. (Sem.- III & IV)

(Syllabus to be implemented from June, 2019)

PUNYASHLOK AHILYADEVI HOLKAR SOLAPUR UNIVERSITY, SOLAPUR

Faculty of Engineering & Technology

Credit System structure of S.Y. B. Tech. Mechanical Engineering W.E.F. 2019-20

Semester 3

Theory Courses

Course code	Name of Theory Course	Hrs./week				Credits	Examination Scheme			
		L	T	P	D		ISE	ESE	ICA	Total
ME211	Applied Thermodynamics	3	-	-	-	3	30	70	-	100
ME212	Mechanics of Materials	3	-	-	-	3	30	70	-	100
ME213	Manufacturing Processes	3	-	-	-	3	30	70	-	100
ME214	Machine Drawing & CAD	3	-	-	-	3	30	70	-	100
ME215	Professional Elective-I	3	-	-	-	3	30	70	-	100
	Sub Total	15	-	-	-	15	150	350	-	500
MEV21	Environmental Sciences	1	-	-	-	-	-	-	-	-

Semester 3: Laboratory / Tutorial Courses

Course code	Name of Laboratory / Tutorial Course	Hrs./week				Credits	Examination Scheme				
		L	T	P	D		ISE	ESE		ICA	Total
								POE	OE		
ME211	Applied Thermodynamics	-	-	-	-	-	-	-	-	-	-
ME212	Mechanics of Materials	-	1	-	-	1	-	-	-	25	25
ME213	Manufacturing Processes	-	-	2	-	1	-	-	25	25	50
ME214	Machine Drawing & CAD	-	-	-	4	2	-	50	-	50	100
ME215	Professional Elective-I	-	-	2	-	1	-	-	-	25	25
	Sub Total	-	-	-	-	5	-	50	25	125	200
	Grand Total	15	01	04	04	20	150	425	125	700	

Abbreviations: L- Lectures, P –Practical, T- Tutorial, ISE- In Semester Examination, ESE - End Semester Examination (University Examination for Theory & / POE & / Oral), ICA- Internal Continuous Assessment.

Professional Elective-I: A. Microprocessors in Automations B. Internal Combustion Engines C. Composite Materials

PUNYASHLOK AHILYADEVI HOLKAR SOLAPUR UNIVERSITY, SOLAPUR
Faculty of Engineering & Technology

Credit System structure of S.Y. B. Tech. Mechanical Engineering W.E.F. 2019-20

Semester 4

Course code	Name of Theory Course	Hrs./week				Credits	Examination Scheme			
		L	T	P	D		ISE	ESE	ICA	Total
ME221	Engineering Mathematics –III	3	-	-	-	3	30	70	-	100
ME222	Manufacturing Technology	3	-	-	-	3	30	70	-	100
ME223	Fluid Mechanics & Fluid Machines	3	-	-	-	3	30	70	-	100
ME224	Kinematics & Theory of Machines	3	-	-	-	3	30	70	-	100
ME225	Professional Elective-II	3	-	-	-	3	30	70	-	100
	Sub Total	15	-	-	-	15	150	350	-	500
MEV22	Environmental Sciences	1	-	-	-	-	-	-	-	-

Semester 4: Laboratory / Tutorial Courses

Course code	Name of Laboratory / Tutorial Course	Hrs./week				Credits	Examination Scheme				
		L	T	P	D		ISE	ESE		ICA	Total
								POE	OE		
ME221	Engineering Mathematics –III	-	1	-	-	1	-	-	-	25	25
ME222	Manufacturing Technology	-	-	2	-	1	-	-	-	25	25
ME223	Fluid Mechanics & Fluid Machines	-	-	2	-	1	-	-	-	25	25
ME224	Kinematics & Theory of Machines	-	-	2	-	1	-	-	25	25	50
ME225	Professional Elective-II	-	-	2	-	1	-	-	-	25	25
ME 226	Mechanical Workshop-I	-	-	2	-	1	-	-	-	50	50
ME 227	Electrical Technology	-	-	2	-	1	-	-	25	25	50
	Sub Total	-	01	12	-	07	-	50	200	200	250
	Grand Total	15	01	12	-	22	150	400	200	200	750

Abbreviations: L- Lectures, P–Practical, T- Tutorial, ISE - in Semester Examination, ESE - End Semester Examination (University Examination for Theory & / POE & / Oral), ICA- Internal Continuous Assessment.

Professional Elective-II: A. Mechatronic Systems B. Power Plant Engineering C. Solid Mechanics



Punyashlok Ahilyadevi Holkar Solapur University, Solapur

S.Y.B. Tech.(Mechanical Engineering) Semester-III

ME213 MANUFACTURING PROCESSES

Teaching Scheme

Theory: 3Hrs/week

Practical: 2Hrs/week

Examination Scheme

ESE: 70 Marks

ISE: 30Marks

ICA: 25Marks

OE: 25 Marks

□ Course Introduction:

This course covers all primary manufacturing processes like casting, forging, rolling, extrusion and Drawing along with Fabrication. These processes are basics of Mechanical Engineering Programme. The basics of this processes along with their applications and equipment and machinery required for the processes is covered in brief. This course also introduces Manufacturing Techniques for plastic products. Recent trends in various processes are also discussed in brief.

□ Course Perquisite: Fundamentals of Mechanics, force, power and mechanical properties of materials, thermal properties of materials is required to be known to the candidate undergoing to the course.

□ Course Objective:

1. To introduce to the students the casting technique and its significance in manufacturing.
2. To introduce to the students with various plastic deformation processes and their application.
3. To introduce to the students the various fabrication techniques and their significance in Industry.
4. To introduce to the students with various plastic manufacturing processes.
5. To introduce to the students with recent trends in this processes.

□ Course Outcomes: At the end of this course, the students will be able to

1. Select appropriate manufacturing process for a given component.
2. Understand performance of each process.
3. Prepare manufacturing plan for the given component.

SECTION I

UNIT-1 Casting Processes

No. of lectures-06

□ Definition of casting, Basic steps in casting processes, Advantages, limitations and applications of casting process, General introduction to patterns, Types of patterns, materials used, Allowances, types of cores and core boxes, molding materials and its properties, Gating system, types of risers, Function of riser, , method to improve efficiency of risers. Riser design simple numerical problems.

UNIT-2 Molding processes

No. of lectures-09

□ Green sand molding (hand and machine molding), Shell molding, Investment casting, centrifugal casting, , gravity and pressure die casting processes.

- Induction furnace construction and working in brief of melting furnaces such as Cupola, Arc furnaces, induction furnaces, Crucible, oil and gas fired furnaces.

UNIT-3 Fettling, Cleaning and Inspection of Castings

No. of lectures-05

- Need for fettling, stages in fettling, equipments used infettling and cleaning of castings, Common important defects in castings. Inspection procedure, Computer applications in foundry processes, foundry, Mechanization.

SECTION II

UNIT-4 Conventional Forming Processes:

No. of lectures-07

- Introduction to forming process, Classification of forming processes, forging, types of forging, simple numerical problem on upset forging. Extrusion, Types – direct extrusion, indirect extrusion, impact extrusion, hydrostatic extrusion, Wire drawing process, Methods of tubedrawing, hot rolling, cold rolling of sheets, classification of Rolling mills, theory of rolling, simple numerical problems on rolling.

UNIT-5 Advanced Forming Processes:

No. of lectures-05

- Introduction to advanced forming process, High energy rate forming process- explosive, electro-hydraulic, magnetic pulse forming. Forming with hydrostatic pressure- hydro-mechanical and hydro forming process.

UNIT-6 Introduction to Joining processes

No. of lectures-08

- Welding processes, classification of welding process, arc welding, welding rod selection, TIG welding & MIG welding, submerged arc welding, gas welding, resistance welding, Brazing and soldering.

□ Internal Continuous Assessment(ICA):

1. Design of pattern and core for a simple component.
2. Testing of silica sand for grain fineness and clay content.
3. Testing of green sand for green compression strength, permeability.
4. Study of mold for moisture content and core hardness tester.
5. Study of manufacturing sequence of upset forging with example.
6. Study of VI characteristic of welding process.
7. Visit to Foundry unit.
8. Visit to forging shop.

□ Text Books:

1. Heine, Lopar, Rosenthal, Principles of Metal Casting.
2. N.D. Titov, Foundry Practice.
3. P.L. Jain, Principles of Foundry Technology.
4. P.N.Rao, Manufacturing Technology: Foundry, Forming and Welding.
5. Production Technology by P.C.Sharma



Punyashlok Ahilyadevi Holkar Solapur University, Solapur

S.Y.B. Tech. (Mechanical Engineering) Semester-III

ME215 – B: Professional Elective -I

INTERNAL COMBUSTION ENGINE

Teaching Scheme

Theory: 3 Hrs/week

Practical: 2 Hrs/week

Examination Scheme

ESE: 70 Marks

ISE: 30 Marks

ICA: 25 Marks

Course Objectives:

During this course, student is expected

1. Distinguish the different types of engine constructions and their thermodynamic principles.
2. Differentiate the constructional details of various fuel systems used in different types of I. C. Engines and calculate major dimensions of carburettor and fuel injection system.
3. Apply the basic knowledge to infer the different methods for enhancing the performance of I. C. engines
4. Correlate the difference in SI and CI engine combustion processes with the design of combustion chambers used in these engines
5. Evaluate the performance parameters of I. C. engines to justify their use in different applications.
6. Categorize different alternative fuels suitable for different engine applications and compare the pollutants formed in these engines and their control methods

Course Outcomes:

At the end of this course, student will be able to

1. Recognize and understand the reasons for differences in the construction of different types of internal combustion engines.
2. Understand the reasons for differences among operating characteristics of different engine types and designs
3. Select the appropriate engine for a given application.
4. Conduct performance tests on engines and Compare experimental results with Theoretical predictions.
5. Compare experimental results with theoretical predictions and make proper justifications.

Section I

Unit 1 - Introduction to I. C. Engine

No. of lectures – 05

Introduction, Classification of I.C. Engines, Engine Cycles-Otto and Diesel Cycle, Valve timing diagram for high and low speed engines, Port timing diagram for two strokes S.I. Engines.

Unit 2–Fuel System for S. I. Engines

No. of lectures – 06

Engine fuel requirements, Mixture requirements, Simple carburetor, and Additional systems in modern carburettor, compensating devices, Calculation of air fuel ratio (exact and approximate methods), Calculation of main dimensions of air and fuel supply (Numerical calculations of main dimensions of carburetor), Electronic Petrol injection system (MPFI).

Unit 3–Fuel System for C. I. Engines**No. of lectures – 05**

Requirements of fuel injection system for C.I. Engines, Types of injection systems-Individual pump, Common rail and Distributor systems, Unit injector, Types of fuel nozzles- single hole, multihole, pintle and pintaux, CRDI.

Unit 4–Supercharging**No. of lectures – 04**

Purpose of supercharging, Turbo charging, Thermodynamic cycle of supercharged and turbocharged Engines, Advantages and disadvantages, Limits of supercharging for S.I. and C.I. Engines.

Section II**Unit 5–Combustion in SI Engine****No. of lectures – 05**

Stages of combustion in S.I. Engines, Ignition lag, Flame propagation, Factors affecting flame speed, Abnormal combustion, Octane number, HUCR, Requirements of combustion chambers of S.I. Engines and its types.

Unit 6–combustion in C.I. Engines**No. of lectures – 05**

Stages of combustion in C.I. Engines, Delay period, Abnormal Combustion-Diesel knock, Requirements of combustion chambers for C.I. Engines and its types. Comparison of abnormal combustion in S I and C I Engines. Cetane number.

Unit 7 –Engine performance**No. of lectures – 05**

Performance parameters, Measurement of performance parameters like torque, power, and Volumetric Efficiency, Mechanical Efficiency, bsfc, Brake and Indicated Thermal efficiencies. Heat Balance Sheet. (Numerical on engine Performance and Heat Balance Sheet).

Unit 8–Alternative Fuels and Engine Emission**No. of lectures – 05**

Various alternative fuels and their suitability for I. C. Engines. S.I. Engine emissions (HC, CO, NOx), C.I. Engines Emissions (CO, NOx, Smog, Particulate), Bharat Norms

TERM WORK**Term work (minimum 3 from group A and B, and all from Group C)****Group A (Study Group)**

- i. Constructional details of I.C. engines
- ii. Study of Engine Cooling and Lubrication system
- iii. Study of Ignition systems and Starting systems
- iv. Study of fuel system for S.I. and C. I. engines

Group B (Trial Group)

- i. Constant Speed Test (Influence of load on performance)
- ii. Morse Test
- iii. Heat balance sheet
- iv. Test on computer controlled I.C. Engine/ Variable Compression Ratio Engine
- v. Measurement of exhaust emissions of SI / CI engines

Group C

- i. Assignment on recent trends in IC Engine.
- ii. Visit to an engine manufacturing company / repairing unit.

Text books:

- 1 Internal Combustion Engines, Mathur and Sharma, DhanpatRai.
- 2 Engineering Fundamentals of the Internal Combustion Engine, Willard Pulkrabek, Prentice Hall
- 3 Internal Combustion Engines, R. K. Rajput, DhanpatRai Publications.
- 4 Internal Combustion Engines, V.Ganesan, McGraw Hill.

Reference books:

- 1 Internal Combustion Engines Fundamentals, John Heywood, McGraw Hill
- 2 Internal Combustion Engines Emission and Control, Eran Sher, SAE
- 3 Engine Emissions Purandir, Narosa
- 4 Alternative Fuels, S.S Thipse, Jaico
- 5 Internal Combustion Engines Fundamentals, Maleev, McGraw Hill
- 6 Internal Combustion Engines Vol. 1 and Vol. 2, C.F Taylor, MIT Press
- 7 Internal Combustion Engines, *Obert*, McGraw Hill
- 8 Internal Combustion Engines: AppliedThermo sciences, Fergusson & Kirkpatrick, Wiley.
- 9 SAE Handbook, SAE, SAE.

पुण्यशुभाक अहिल्यादेव्यां संज्ञाकर
सांनापुर विद्यापीठ

॥ विशया मंपन्नता ॥



Punyashlok Ahilyadevi Holkar Solapur University, Solapur

S.Y.B. Tech.(Mechanical Engineering) Semester-IV

ME222 MANUFACTURING TECHNOLOGY

Teaching Scheme

Theory: 3Hrs/week

Practical: 2Hrs/week

Examination Scheme

ESE: 70 Marks

ISE – 30Marks

ICA: 25Marks

□ **Course Introduction:**

Machining is accomplished with the use of machines known as machine tools. For production of variety of machined surfaces, different types of machine tools have been developed. The kind of surface produced depends upon the shape of cutting, the path of the tool as it passes through the material or both depending on metal cutting processes are called either turning or planing or boring or other operations performed by machine tools like lathe shaper, planer drilling milling grinding gear cutting, CNC or VMC and other Non-conventional machine.

Course Perquisite:

In general manufacturing process is economic term for making goods and services available to satisfy human wants. It involves a series of related activities and operation is called production System. It is depicted as an input –output system, here the inputs elements undergo technological transformation (machine tools) to yield a set of output elements called as product.

Course Objective:

1. To study the conventional machining processes such as drilling, milling, shaping, planing carried out on typical machine tools for different applications.
2. To study unconventional machining processes such as EDM, ECM, AWJM and USM carried out on special purpose machine tools for typical applications.
3. To compare and select a suitable manufacturing process.

□ **Course Outcomes:** At the end of this course, the students will be able to

1. Exhibit knowledge of conventional, unconventional & modern machining processes and machine tools.
2. Select proper manufacturing process for the typical application.

SECTION I

UNIT-1 Conventional Lathe Machine

No. of lectures-06

Introduction to Centre Lathe, parts and functions, specifications, accessories and attachments. Lathe operations, Taper turning methods, simple Numerical on Thread cutting. Introduction to CNC machine tools, Classification of CNC, advantages, limitations and application.

UNIT-2 Hole making machine tools

No. of lectures-08

Classification, construction and working of Pillar type and radial drilling machines, Job & Tool holding devices and accessories, various operations. Horizontal and vertical boring machines, construction and working, Boring tools and bars, Jig boring machines. Broaching, principal, classification, pull and push type broach, advantages, limitations and application.

UNIT-3 Reciprocating motion machine tools

No. of lectures-06

Principle, types, specifications, operations on shaper, Types of shapers, Types of planers, standard double housing plainer, construction, and operations. Introduction to construction and working of slotting machine.

SECTION II

UNIT-4 Milling & gear manufacturing

No. of lectures-09

Classification of Milling Machines, construction and working of column and knee type milling Machines, Milling methods – Up milling and down milling, milling operations, Gear cutting on milling machines, Gear Hobbing, gear shaving, gear burnishing, indexing methods, Numerical on Indexing Methods.

UNIT-5 Finishing Processes

No. of lectures-05

Classifications – Cylindrical, Center less, Surface grinder etc. Selection mounting, glazing, loading, truing, balancing, Surface finishing process, Honing, Lapping, super finishing.

UNIT-6 Unconventional Machining

No. of lectures-06

Introduction, classification, significance of Unconventional machining, Electrical discharge machining (EDM), Electrochemical Machining (ECM), Ultrasonic machining (USM), Abrasive Water Jet Machining (AWJM), Principle, working, applications, advantages, limitations

Internal Continuous Assessment (ICA):

1. Setting the lathe machine for taper turning by swiveling compound rest.
2. Setting the lathe machine for taper turning by set over of tail stock and taper turning attachment.
3. Setting the lathe machine for thread cutting operation.
4. Study and demonstration of attachments on milling machine.
5. Study and demonstration of various types of milling cutters.
6. Setting the milling machine for gear cutting operation.
7. Study and demonstration of various types of grinding wheels and their specifications.
8. Visit to at least one machine shop and one CNC shop.

Text Books:

1. Workshop Technology (Volume II) by Hajra Chowdhary.
2. Workshop Technology (Volume II) by Raghuvanshi
3. Production Technology (Volume II) by Gupta-Patel.
4. Workshop Technology (Volume II) by W. A. J. Chapman.
5. Manufacturing Technology-P. N. Rao Vol. II.



Punyashlok Ahilyadevi Holkar Solapur University, Solapur

S. Y.-B. Tech. (Mechanical Engg.) Semester-IV

ME225 – B: Professional Elective -II

POWER PLANT AND ENERGY ENGINEERING

Teaching Scheme

Lectures – 3 Hours/week

Practical – 2 Hour/week

Examination Scheme

ESE– 70 Marks

ISE –30Marks

ICA- 25Marks

Course Introduction:

Availability of power is the one key area where most of the Indian industry is facing problems. In India, even today, short fall of power generation is about 30 percent. Fuel supply and distribution is also an area where country is still developing smooth lines of supply. Since power and energy is required by every sector of economy, the growth in this sector is must if Indian economy grows in any sector. Many of the job opportunity in private as well as public sector are therefore waiting for students in this field. Hence, this course attempts to provide them basic knowledge of the technologies available at plant level and would also acquaint them with the latest technological advances taking place in this sector.

Course Prerequisite:

Basic Mechanical Engineering, Engineering Physics, Thermal Power Engineering- Boilers, thermal cycle, Thermodynamic devices

Course Objectives: During this course, student is expected to-

1. Study of Power Station performance evaluation & economic analysis.
2. Study of various non-conventional energy sources & principles of energy
3. Explain various loads on power plant.
4. Illustrate Significance of different load curves and load factors on power plant.
5. Explain variable load on power plant.
6. Study & explain economics of power plant.
7. Study various Other Non- Conventional Energy Sources.
8. Study Process of Energy Audit.

Course Outcomes: At the end of this course, student will be able to-

1. Get basic knowledge for effective use of available energy sources by suitable planning of power generation in thermal, hydro, gas & atomic power plant. .
2. Describe energy conversion in power plants.
3. Describe role of various organizations of power sector
4. Explain load curves and load factors.
5. Explain calculation of fixed & operating cost
6. Study the Classification of WEC systems.
7. Explain duties & responsibilities of energy auditors.

Section I

Unit 1– Introduction of Energy Sources

No. of lectures – 04

Forms & characteristics of renewable energy sources, Organization of Power Sector in India, Impact of energy sources (coal, oil, natural gas, solar, wind, biomass, hydro, geothermal, tidal, wave, ocean thermal and nuclear) on environment, Role of private sector in energy management.

Unit 2– Loads on Power Plant

No. of lectures – 05

Introduction, Different load curves and load factors, Effect of variable load on power plant, design & operation, comparison of the various power plants. (Numerical treatment)

Unit 3– Peak Load & Base Load Power Plants

No. of lectures – 05

Introduction & classification, Requirement of peak load plant, Types, Pumped storage plants, Compressed air storage plants, Load sharing between base load & peak load power stations. (Numerical treatment)

Unit 4– Economic Analysis of Power Plants

No. of lectures – 06

Introduction, Cost of electric energy, Fixed and operating cost, Methods of determining depreciation, Selection of site for Power station(thermal, hydro, nuclear), Selection of generation equipment, Tariff methods. (Numerical treatment)

Section II

Unit 5– Solar Energy

No. of lectures – 05

a) Solar radiation outside the earth's atmosphere & at the earth's surface, Solar radiation measurement – Pyranometer & Pyrliometer, solar radiation geometry. LAT & SCT, Solar concentrators-Method and classification, Types of concentrators.

b) Liquid flat plate collector – General, Performance analysis, Effects of various parameters. (Numerical treatment)

Unit 6– Wind Energy

No. of lectures – 05

Introduction, Power of wind, Basic components of 'WECS', Classification of WEC systems., Horizontal axis machines, Vertical axis machines, Advantages & Disadvantages of WECS, Application of wind energy. (Numerical treatment)

Unit 7.Non- Conventional Energy Sources

No. of lectures – 05

Geothermal energy – Introduction, Types of geothermal resources, Methods of Harnessing. Tidal energy components of tidal power plant, single basin system, Double basin system, Advantages &Disadvantages of tidal energy. Ocean thermal energy – Introduction, open & closed systems. Wave Energy – wave energy, energy conversion devices- High pressure accumulator wave machines, Dolphin type wave machine, Dam Atoll wave machine.

Unit 8– Energy Audit & Energy Conservation

No. of lectures – 05

Energy Audit - Definition & objective of Energy audit, Energy flow diagram, Energy Audit Instruments; Duties and responsibilities of energy auditors, Duties and responsibilities of energy managers.

Energy Conservation- Introduction, energy conservation act 2001 & its feature, energy conservation in industries – Chemical industry, Cement industry & Sugar industry. Energy conservation in house hold & commercial sectors.

- **Term Work:**

- **Group - I: Any two Experiment from Expt. No. 1 to 5**

1. Solar radiation & its measurement
2. Test on solar water heater
3. Efficiency measurement of standalone solar P-V system
4. Study of components of windmill
5. Identifying & measuring the parameters of a solar PV module in the field

- **Group - II: Minimum Six Assignments based on following topics –**

1. Study of solar collectors
2. Study of solar thermal applications- solar water heating, space heating, power
3. Study of solar pond / solar photovoltaic
4. Study of Biogas plants
5. Study of instruments of a power plant water purity, PH meter, Gas analysis, Measurement of smoke & dust.
6. Study of various pollution control devices
7. Study of various Energy storage devices.

- **Group - III**

1. The report based on any Industrial Visit to renewable energy appliances or power generation transmission station.

- **Text Books:**

1. Generation of electrical energy – B. R. Gupta, S. Chand & Co. Ltd.
2. A course in Power Plant Engineering – Arora Domkundwar, Dhanpat Rai & Co.
3. Solar Energy – S. P. Sukhatme, Tata McGraw Hill Co.
4. Solar Energy – G. D. Rai, Khanna Publisher.
5. Energy Technology – S. Rao & Dr. B. B. Purulekar, Khanna Publishers.
6. Power Plant Engineering – P. K. Nag, Tata McGraw Hill Publishing Co.
7. Power Plant Engineering – R. K. Rajput

- **Reference Books:**

1. Power Plant Technology – M. M. El Wakil.
 2. Bureau of Energy efficiency Manual
 3. Non-conventional Energy Sources- G.D.Rai, Khanna Publisher.
-



Punyashlok Ahilyadevi Holkar Solapur University, Solapur

S. Y.-B. Tech. (Mechanical Engg.) Semester-IV

ME 226 MECHANICAL WORKSHOP-I

Teaching Scheme

Practical– 2 Hrs. /Week

Examination Scheme

ICA – 50 Marks

Course Prerequisite:- fundamental machine shop instruction involving safety use and care of hand and measuring tools basic operation of all conventional machines and grinding of single point tools, screw threads and taper turning and their application classes of fits and tolerances are stressed students will be provided the opportunity to learn and practice bench work skills.

Course Objectives:

1. To get hands on experience of machining techniques such as grinding, drilling, shaping, turning etc. studied in theory subjects.
2. To develop skills to operate different machine tools.
3. To get hands on experience in pattern making, joining processes and forming processes.
4. To develop skills in pattern making and sheet metal work.

Course Outcomes: At the end of this course, the student will be able

1. To operate different machine tools such as grinders, lathes, drilling machines etc.
2. To machine the component as per specified dimensions.
3. To develop the skills necessary for engineering practices like joining and forming processes.
4. To Choose and apply the appropriate methods for pattern making & sheet metal working

Preparation of Wooden pattern (single piece) for a simple component:

Part A –

1. This shall cover – Study of component drawing, preparing casting drawing, Allowance table, Pattern drawing, Deciding parting line & Deciding pattern making process. (2 Turns)

Part B – Actual manufacturing of pattern.

2. Study of gas welding & gas cutting equipments, Study of arc welding equipment, Study & demonstration of resistance welding, Study of various types of welding joints & demonstration of gas & arc welding, Manufacturing of one job on arc welding. (2 turns)
3. Demonstration Study of sheet metal operations like bending, shearing, lancing, perforating, punching etc...
4. One sheet metal job consisting of at least 3 operations. (2 Turns)
(Either performed manually or on press) Demonstration:

OR

4. Study of various hand forging operations like upsetting, drawing down, piercing, swaging etc...One job involving 3 operations. (Either performed manually or on press) (2 Turns)


Note: Students shall prepare a work book involving brief write up regarding machine/machines employed for job. Students should prepare a work book which involves a process sheet for each job and inspection report of the job. Based on the job performed, attendance record, work book, internal viva, faculty members may evaluate the term work.

• **Books:**

1. Workshop Technology (Volume II) by Raghuvanshi.
2. Workshop Technology (Volume II) by Hajra Chowdhary.
3. Workshop Technology (Volume II) by W.A.J.Chapman.
4. Production Technology by P.C. Sharma.
5. Production Technology – HMT Handbook. 6. Production Technology (Volume II) by Gupte-Patel.
6. P.L. Jain, Principles of Foundry Technology.
7. P.N. Rao, Manufacturing Technology: Foundry, Forming and Welding.
8. Workshop Technology (Volume II) by W.A.J. Chapman. 6. Production Technology – HMT Handbook.

• **Reference Books:**

1. Manufacturing Processes & systems by Phillip F. Ostwald, Jairo Munoz-Wiley India.
2. Fundamentals of modern Manufacturing by Mikel P. Groover-Wiley India





SOLAPUR UNIVERSITY, SOLAPUR

FACULTY OF ENGINEERING & TECHNOLOGY


MECHANICAL ENGINEERING

Syllabus Structure for

T.E. (Mechanical Engineering)

w. e. f. Academic Year 2018-19

Choice Based Credit System





SOLAPUR UNIVERSITY, SOLAPUR
Faculty of Engineering & Technology

Structure of CBCS Curriculum for Third Year (Mechanical Engineering) w .e. f .2018-19

Semester I : Theory Courses

Course code	Name of Theory Course	Hrs./week				Credits	Examination Scheme			
		L	T	P	D		ISE	ESE	ICA	Total
ME311	Theory of Machine -II	3	-	-	-	3	30	70	-	100
ME312	Metrology and Mechanical Measurement	3	-	-	-	3	30	70	-	100
ME313	Metallurgy	3	-	-	-	3	30	70	-	100
ME314	Machine Design -I	3	-	-	-	3	30	70	-	100
ME315	Professional Elective -III	3	-	-	-	3	30	70	-	100
SLH31	Self Learning Course I -HSS	-	-	-	-	2	-	50		50
	Sub Total	15	-	-	-	17	150	400		550

Semester I: Laboratory / Tutorial Courses

Course code	Name of Laboratory /Tutorial Course	Hrs./week				Credits	Examination Scheme				
		L	T	P	D		ISE	ESE		ICA	Total
								POE	OE		
ME311	Theory of Machine -II	-	-	2	-	1	-	-	25	25	50
ME312	Metrology and Mechanical Measurement	-	-	2	-	1	-	-	-	25	25
ME313	Metallurgy	-	-	2	-	1	-	-	25	25	50
ME314	Machine Design -I	-	-	2	-	1	-	-	-	25	25
ME315	Professional Elective -III	-	-	2	-	1	-	-	-	25	25
ME316	Advanced Computer Programming -I	1	-	2	-	2	-	-	-	50	50
ME317	Workshop Practices -IV	-	-	2	-	1	-	-	-	50	50
	Sub Total	-	-	14	-	8	-	-	50	225	275
	Grand Total	16	-	14	-	25	150	450	225	825	

Abbreviations:L- Lectures, P –Practical, T- Tutorial, ISE- In Semester Examination, ESE - End Semester Examination (University Examination for Theory & / POE & / Oral), ICA- Internal Continuous Assessment.

Professional Elective –III: Machine Tool Design, Material Handling System, Fluid Machinery & Fluid Power



SOLAPUR UNIVERSITY, SOLAPUR
Faculty of Engineering & Technology

Structure of CBCS Curriculum for Third Year (Mechanical Engineering) w. e. f 2018-19

Semester II : Theory Courses

Course code	Name of Theory Course	Hrs./week				Credits	Examination Scheme			
		L	T	P	D		ISE	ESE	ICA	Total
ME321	Heat and Mass Transfer	3	-	-	-	3	30	70	-	100
ME322	Internal Combustion Engine	3	-	-	-	3	30	70	-	100
ME323	CAD-CAM & CAE	3	-	-	-	3	30	70	-	100
ME324	Machine Design -II	3	-	-	-	3	30	70	-	100
ME325	Professional Elective -IV	3	-	-	-	3	30	70	-	100
ME326	Self Learning Course II-Technical	-	-	-	-	2	-	50	-	50
	Sub Total	15	-	-	-	17	150	400	-	550

Semester II: Laboratory / Tutorial Courses

Course code	Name of Laboratory / Tutorial Course	Hrs./week				Credits	Examination Scheme				
		L	T	P	D		ISE	ESE		ICA	Total
								POE	OE		
ME321	Heat and Mass Transfer	-	-	2	-	1	-	25	-	25	50
ME322	Internal Combustion Engine	-	-	2	-	1	-	-	-	25	25
ME323	CAD-CAM & CAE	-	-	2	-	1	-	-	-	25	25
ME324	Machine Design -II	-	-	2	-	1	-	-	25	25	50
ME325	Professional Elective - IV	-	-	2	-	1	-	-	-	25	25
ME327	Advanced Computing Techniques'-II	1	-	2	-	2	-	-	-	50	50
ME328	Workshop Practice -V	-	-	2	-	1	-	25#	-	25	50
	Sub Total	-	-	14	-	08	-	75	200	275	
	Grand Total	16	-	14	-	25	150	475	200	825	

Abbreviations: L- Lectures, P –Practical, T- Tutorial, ISE- In Semester Examination, ESE - End Semester Examination (University Examination for Theory & / POE & / Oral), ICA- Internal Continuous Assessment.

Professional Elective – IV: Experimental Stress Analysis, Mechanical Vibration, Tool engineering # Indicates practical Examination only.

- **Note –**

1. Batch size for the practical /tutorial shall be of 15 students. On forming the batches, if the strength of remaining students exceeds 07, then a new batch shall be formed.
2. Industrial Training (evaluated at B.E. Sem.-I) of minimum 15 days shall be completed in any vacation after S.E. Sem.-II, may be Maximum in two slots but before B.E. Sem.-I & the report shall be submitted and evaluated in B.E. Sem.-I.
3. Students shall select one Self Learning Module at T.E. Sem. I and T.E. Sem. II each from Humanities and Social Sciences and Technical Groups Respectively.
4. Curriculum for Humanities and Social Sciences Self Learning Modules is common for all under graduate programmes of faculty of Engineering and Technology.
5. Minimum four assignments for Self Learning Modules at T.E. Sem.-I be submitted by the students which shall be evaluated by a Module Coordinator assigned by institute / department.

6. for TE Part I -

A. Student can select a Self Learning Course from Solapur University, Solapur HSS Course List and appear for its examination as and when conducted by Solapur University, Solapur

OR

B. Student can enroll for National Programme on Technology Enhanced Learning (NPTEL) course, complete its assignments and appear for certificate examination as and when conducted by NPTEL.

For more details about Self Learning Course (HSS) please refer to separate rule document available from Solapur University, Solapur

More details about NPTEL are available at <http://nptel.ac.in>

7. ICA assessment shall be a continuous process based on student's performance in class tests, assignments, homework, subject Seminars, quizzes, laboratory books and their interaction and attendance for theory and laboratory sessions as applicable



Solapur University, Solapur
T.E. (Mechanical Engineering) Semester-I
ME312 Metrology and Mechanical Measurement

Teaching Scheme

Lectures– 3 Hours/week, 3 Credits

Practical – 2 Hour/week, 1 Credit

Examination Scheme

ESE– 70 Marks

ISE –30 Marks

ICA- 25 Marks

Course Introduction:

This course seeks to provide an introduction to measurements and to concepts and terms related to it. The subject covers working of generalized measuring systems and elements in it. The course provides information about the principle and working of various measuring instruments used for the measurement of dimensions and geometrical properties. The course covers the design and working of the measuring instruments which are used for measurements of other physical properties such as temperature, pressure etc. and quantities such as force, strain, speed etc. The course also covers the study of various standards, limit gauges as well as comparators.

Course Prerequisite:

Student shall have knowledge of function of machine elements such as gears, levers etc. and of simple mechanisms. A sound background of fundamental laws and principles related to different properties such as pressure, temperature etc. and quantities such as force, stress, strain etc. is essential.

Course Objectives: During this course, student is expected

1. To study the principles, construction and working of various measuring instruments used for measurement of various mechanical properties such as geometrical, dimensional, pressure, temperature etc and of parameters such as force, strain etc.
2. To study the concepts related to interchangeability, limits, fits, guidelines by BIS and design of limit gauges.
3. To learn the use of various measuring instruments with different setups for accurate measurements.
4. To get acquainted with various standards of measurements & the calibration process of instruments.

Course Outcomes: At the end of this course,

1. Students will understand the design & construction of measuring instruments.
2. Students will setup the Instruments & accessories for measurement of properties by avoiding errors.
3. Students will calibrate the simple instruments using more accurate standards.
4. Students will use the instruments for various industrial applications such as quality control, process control etc

Section I

Unit 1. Introduction: Principles and Standards of measurement No of lectures – 05

• **Prerequisite:** Knowledge of basic principles from the subjects of Physics, Theory of Machines and machine drawing.

• **Objectives:**

1. To get acquainted with various standards of measurements.
2. To Study the principles of simple length measuring instruments.

• **Outcomes:** After completing this unit, student will

1. Use the length measuring instruments.
2. Calibrate the simple instruments using more accurate standards.

• **Unit Content:**

Concept and need of measurement. Precision and accuracy. Classification of standards, International standards of length. Line, End & Wave length standards, Slip gauges, Slip-gauge sets (M-45, M-87). Selection of slip gauges including numerical problems. Measuring principles of Vernier caliper & micrometer.

• **Content Delivery Methods:** Board, Chalk and talk

Unit 2. Systems of Limits and Fits and Limit Gauging: No of lectures – 05

Prerequisite: Knowledge of manufacturing processes, machine drawing.

• **Objectives:**

1. To study the concepts related to interchangeability, limits, fits, guidelines by BIS and design of limit gauges.

• **Outcomes:** After completing this unit, student will

1. Use IS 919 for identifying the tolerances and limit deviations as well as for selection of fits.
2. Design limit gauges for simple hole and shaft components.

• **Unit Content:**

Terminology, Interchangeability, Types of tolerances, Types of fits, Grades of tolerances and types of fundamental deviations. Hole and shaft basis systems. Use of BIS charts (IS 919) specifying fundamental deviations and tolerances. Taylor's Principles of gauge design, types of gauges, Design of limit gauges, gauge tolerance & wear allowance, (numerical problems).

• **Content Delivery Methods:** Board, Chalk and talk

Unit 3. Comparators & angular measurements: No of lectures – 05

• **Prerequisite:** Knowledge of function of basic machine elements and mechanisms, Basic principles from Geometry and Physics.

• **Objectives:**

1. To Study the principles, construction and use of comparators and angle measuring instruments.

• **Outcomes:** After completing this unit, student will

1. Describe the design & construction of comparators and angle measuring instruments.

2. Setup the Instruments & accessories for measurement of properties by avoiding errors.

• **Unit Content:**

Introduction to comparators, Characteristics, Classification of comparators. Mechanical comparators – Johanson Mikrokator, Sigma comparator, dial indicators. Pneumatic comparators, Principle of optical comparators. Angular Measurements - Spirit level, Clinometers, Bevel Protractor, Principle & use of Sine Bars, Sine Centre, Use of angle gauges (Numerical on Building of angles) Autocollimator.

- **Content Delivery Methods:** Board, Chalk and talk

**Unit 4. Screw-Threads, Gear Metrology & Recent trends in measurement:
No of lectures – 05**

- **Prerequisite:** Knowledge of machine elements such as screw threads and gears and of principles from Theory of Machines, Geometry.

• **Objectives:**

1. To Study the principles, construction and use of Instruments used for measurement of Screw thread diameters and gear tooth thickness.
2. To get acquainted to latest trends in the mechanical measurements.

- **Outcomes:** After completing this unit, student will

1. Describe the design & construction measuring instruments used for screw thread and gear tooth measurement.
2. Setup the above instruments & accessories for measurement of properties by avoiding errors.

• **Unit Content:**

Basic elements of screw-thread, Methods of measurement of effective diameter, floating carriage Micrometer. Basic elements of spur-gear, Methods of measurement of gear tooth thickness. Introduction to modern measurement techniques- Co-ordinate Measuring Machine, laser Measurement, Multi Gauging Systems.

- **Content Delivery Methods:** Board, Chalk and talk

Section - II

Unit 5. Introduction to Mechanical Measurements:

No of lectures – 05

- **Prerequisite:** Knowledge of basic principles in Physics, Analysis of mechanical elements and basic electrical engineering.

• **Objectives:**

1. To learn the working of generalized measurement system and of the functional elements in it.
2. To know the static and dynamic terms and characteristics of general measuring instruments.

- **Outcomes:** After completing this unit, student will

1. Describe the working of the general measuring system and role of functional units.
2. Explain the effect of different characteristics on the performance of the instrument.

• **Unit Content:**

Need of Mechanical Measurement, Instruments, Measurement methods, generalized measurement system & its functional elements. Instrument characteristics - Static & Dynamic characteristics and terms, calibration. Classification of transducers.

• **Content Delivery Methods:** Board, Chalk and talk

Unit 6. Measurement of Temperature and Pressure: No of lectures – 05

• **Prerequisite:** Knowledge of basic principles of thermodynamics, fluid mechanics, machine elements and theory of machines.

• **Objectives:**

1. To acquire the knowledge of principle, construction and use of various instruments used for measurement of temperature and pressure.

• **Outcomes:** After completing this unit, student will

1. Explain the working of various temperature and pressure measuring instruments.
2. Setup the instruments and accessories thereof for accurate measurement.

• **Unit Content:**

Importance of temperature measurement, Thermometer, Thermocouple - Principle, Types. Resistance Thermometers - RTD, Thermistor. Importance of pressure & vacuum measurement, Range of high pressure & vacuum Bourdon tubes, Deadweight pressure-gauge tester, Diaphragm gauge, Piezo-electrical pressure gauge, Vacuum gauges - McLeod gauge, Pirani gauge.

• **Content Delivery Methods:** Board, Chalk and talk

Unit 7. Measurement of angular speed & flow: No of lectures – 05

• **Prerequisite:** Knowledge of basic principles of fluid mechanics, machine elements, theory of machines and basic electrical engineering.

• **Objectives:**

1. To acquire knowledge of principle, construction and use of various instruments used for measurement of angular speed and flow rate.

• **Outcomes:** After completing this unit, student will

1. Explain the working of various speed and flow rate measuring instruments.
2. Setup the instruments and accessories thereof for accurate measurement.

• **Unit Content:**

Importance of angular speed measurement, Mechanical tachometers, Electrical tachometers- Drag cup, Inductive, Photoelectric pickup, Stroboscope. Importance of Flow measurement, Turbine meter, Rota meter, Gas flow meter, Hot wire anemometer.

• **Content Delivery Methods:** Board, Chalk and talk

Unit 8. Measurement of Force, Torque & Strain: No of lectures – 05

• **Prerequisite:** Knowledge of machine elements, mechanics, basic electrical engineering, fluid mechanics.

• **Objectives:**

1. To acquire knowledge of principle, construction and use of various instruments used for measurement of force, torque and strain.

• **Outcomes:** After completing this unit, student will

1. Explain the working of various force, torque and strain measuring instruments.
2. Setup the instruments and accessories thereof for accurate measurement.

• **Unit Content:**

Force measurement- Balance, Proving Ring, Hydraulic, Pneumatic Load Cells, Torque measurement - Hydraulic, Eddy Current. Classification of strain gauges, Principle of electrical strain gauge, Gauge factor, Introduction to half bridge and full bridge network circuits.

• **Content Delivery Methods:** Board, Chalk and talk

• **TERMWORK**

A) Metrology Laboratory:

Any five of the following experiments (Experiment No. 1 is compulsory).

1. Uses of various length measuring instruments .Vernier instruments, Micrometer instruments, Dial instruments and Auxiliary instruments for carrying out measurements.
2. Calibration of Vernier caliper / Micrometer using slip gauges.
3. Use of at least one type of each class of comparator such as mechanical, optical, pneumatic, etc.
4. Measurement of angle using Bevel protractor and sine bar / sine centre. Use of Clinometer and Angle gauges.
5. Measurement of Gear tooth thickness using gear tooth vernier caliper/ plate type micrometer
6. Measurement of diameters of screw threads using screw thread micrometer and floating carriage micrometer.
7. Demonstration of advanced measuring equipment such as Co-ordinate Measuring Machine Multigauging Machines, Automatic inspection systems. (May be done through **Industrial Visits / Virtual Laboratories**).

B) Mechanical Measurements Laboratory

Any five out of the following experiments:

1. Temperature Measurement using thermo couples, RTD, Thermistor.
2. Testing of mechanical pressure gauge using Dead Weight pressure tester.
3. Vacuum measurement using U tube manometer & Mechanical Vacuum Gauge.
4. Angular speed measurement using mechanical tachometer, stroboscope, photo electric pickup, inductive pickup.
5. Flow measurement using Rotameter.
6. Measurement of bending strain or load using strain gauges.
7. Use of proving ring, load cells.
8. Measurement of torque.

* **Industrial Visit (Recommended for introduction to modern measuring instruments / Calibration Lab)**



Solapur University, Solapur
T.E. (Mechanical Engineering) Semester-I
Professional Elective-III Course -III
ME315 Fluid Machinery & Fluid Power

Teaching Scheme
Lectures– 3 Hours/week,
Practical – 2 Hour/week,

Examination Scheme
ESE–70Marks
ISE-30 Marks
ICA – 25Marks

- **Course Introduction:**

This course seeks to provide an introduction to Fluid Machinery like water turbine, gas turbine, centrifugal pump and Fluid Power like hydraulic, pneumatic etc and discusses various procedures, requirements, design methods. A turbine design procedure against various head is also covered in content of the course. A further content explains in detail the various efficiency improving methods of open cycle gas turbine. It introduces various hydraulic and pneumatic elements for building various circuits according to the application. The features and varieties of hydraulic and pneumatic accessories is also covered in the course.

- **Course Prerequisite:**

Students shall have introductory knowledge of Water Turbines, Pumps, Gas Turbines and Various thermodynamic processes, laws of motion, material science etc is essential for successful completion of this course. A sound knowledge of vector algebra, fluid mechanics is essential for the study of this subject.

- **Course objectives:**

- 1.To study different types of Water turbines, Gas turbines and Pumps, in details.
- 2.To construct velocity triangles for turbines and pumps.
- 3.To learn the fundamentals and applications of fluid power technology, besides construction & working of different components.
- 4.To design various types of hydraulic & pneumatic circuits & their applications.

- **Course outcomes:** At the end of this course, the student will be able to

- 1.Classify turbines and pumps. Select/design water turbines, gas turbines & centrifugal pumps to meet the specific requirements.
- 2.Draw velocity triangles for turbines and pumps.
- 3.Analyze different components of hydraulic and pneumatic systems.
- 4.Construct different hydraulic & pneumatic circuits needed for different applications.

Section –I

Unit 1: Impulse Water Turbines

No of lectures – 05

• **Prerequisite:** Introductory knowledge of roto dynamic machines, material science, fluid mechanics and vector calculations is essential.

• **Objectives:**

1. Explain working principle of impulse turbines.
2. To introduce conceptual Euler's Equation of roto dynamic machines.
3. To study the performance of a Pelton Wheel turbine
4. To determine the characteristic curves of a Pelton turbine operating at a different fluid flow rates with high head.

• **Outcomes:**

1. Student can calculate work done and various efficiencies of impulse turbines.
2. Student will be able to understand different characteristics curves of impulse turbine due to the head available.
3. Student will be able to calculate the performance of turbine based on Euler's equation for roto dynamic machines.

• **Unit Content:** Euler's equation for roto dynamic machines, Classification of water turbines, Pelton wheel, Work done and efficiencies of Pelton wheel, working proportions of Pelton wheel, Design of Pelton Turbine runner, governing of Pelton turbine, Performance characteristics of Pelton turbine. (Numerical Treatment)

i. **Content Delivery Methods:** Board, Chalk and talk, Animation Video

Unit 2: Reaction Water Turbines:

No of lectures – 05

ii. **Prerequisite:** Introductory knowledge of roto dynamic machines, material science, fluid mechanics and vector calculations is essential.

iii. **Objectives:**

1. To introduce working principle of Francis & Kaplan Turbines.
2. To introduce Governing of Reaction Turbine
3. To introduce unit quantities & model testing
4. To introduce the concept of draft tube.

iv. **Outcomes:**

1. Understand the concept of unit quantities & model testing
2. Calculate the Work done & efficiency of reaction turbine
3. Understand the concept of Governing of reaction turbine

v. **Unit Content:**

Construction and Working of Francis, Kaplan turbine. Work done and efficiencies of Francis & Kaplan turbine, Working Proportions of Francis & Kaplan turbine, Specific speed of turbine (Pelton, Francis & Kaplan turbine), Model testing, unit quantities, Prediction of performance at other operating conditions, Draft tube (Theoretical treatment only), Types and function, governing of reaction turbines, Performance characteristics of Francis & Kaplan turbine. (Numerical Treatment).

vi. **Content Delivery Methods:** Board, Chalk and talk, Animation Video

Unit 3: Centrifugal Pumps

No of lectures – 05

• **Prerequisite:** Knowledge of Centrifugal force, fluid mechanics, vector calculations, material science, etc. is essential.

vii. **Objectives:**

1. To make students to understand basics of working principle of centrifugal pump
2. To introduce constructional details of centrifugal pump
3. To make the students aware of Maximum Suction Height & Net Positive Suction Head
4. To introduce specific speed of pumps, Performance characteristics of pump

viii. **Outcomes:**

1. Understand working of centrifugal and multistage pumps.
2. Understand the concept of cavitations in pumps.
3. Calculate manometric head, work done and various efficiencies related to the Pump

ix. **Unit Content:** Working principle, construction, types, various Heads, multistage pumps, Velocity triangles, Minimum starting speed, Cavitations, Maximum Suction Height & Net Positive Suction Head, Methods of priming, Calculations of efficiencies, Discharge, blade angles, Heads, Power required, impeller dimensions, specific speed of pumps, Performance characteristics of pumps.

(Numerical Treatment)

x. **Content Delivery Methods:** Board, Chalk and talk

Unit 4: Gas Turbines

No of lectures – 05

xi. **Prerequisite:** Knowledge of various thermodynamic processes, concept of thermal efficiency is essential.

xii. **Objectives:**

- i. To introduce classification of gas turbine.
- ii. To introduce various methods for improvements of thermal efficiency of open cycle gas turbine.
- iii. To introduce the various gas turbine fuels.

• **Outcomes:**

- i. Understand the classification of gas turbines.
- ii. Understand the various methods for improvement of thermal efficiency of open cycle gas turbine.
- iii. Student understands fuels used for gas turbine.

• **Unit Content:**

General aspects, Classification of gas turbines, merits of gas turbines, constant Pressure combustion gas turbines-open cycle gas turbine, methods for improvement of thermal efficiency of open cycle gas turbine plant-inter cooling, reheating, regeneration, effect of operating variables on thermal efficiency, closed cycle gas turbine, uses of gas turbine, gas turbine fuels.

(Numerical Treatment on basic Joule Cycle)

• **Content Delivery Methods:** Board, Chalk and talk

Section – II

Unit 5: Introduction to Fluid Power and Hydraulic System elements No of lectures – 05

- **Prerequisite:** Knowledge of Pumps and its types, material science, machine drawing, etc is necessary.

xiii. **Objectives:**

1. To Identify the various components used in Hydraulic System.
2. To Introduce the construction and working principle of various components used in Hydraulic System.
3. To Introduce the various symbols used in hydraulic and pneumatic system.
4. To calculate the force and velocity of piston.

- **Outcomes:**

1. Understand working principle of various components used in hydraulic system.
2. Understand the Accessories of hydraulic system.
3. Understand the various symbols and its meaning used in hydraulic and pneumatic system.
4. Calculate force and velocity of piston.

- **Unit Content:**

Types, advantages, applications of fluid power, Pumps- Types, working, Characteristics, Applications. Seals & Packing- Types, materials, Applications. Hydraulic Actuators- Linear & Rotary, Types, Working, Cushioning effects, Calculation of force & velocity of piston. System components: Accumulators, Intensifiers, their types, working, applications. Symbols used in hydraulic and pneumatic circuits.

- **Content Delivery Methods:** Board, Chalk and talk

Unit 6: Pneumatic System Elements:

No of lectures – 05

- **Prerequisite:** Knowledge of air compressor, fluid mechanics, force calculations, etc is necessary.

- **Objectives:**

- i. To introduce the construction and working principle of various components used in Pneumatic System.
- ii. To Introduce the various Accessories used in Pneumatic system.

- **Outcomes:**

- i. Understand working principle of various components used in Pneumatic system.
- ii. Understand the Accessories of pneumatic system
- iii. Student Get the importance of the Piping layout while building the circuit diagram.

- **Unit Content:**

Piping, materials and pressure ratings, piping layout, air compressors, types, working, selection criteria, FRL unit- construction and working, pneumatic cylinders and air motors, construction and working, types.

- **Content Delivery Methods:** Board, Chalk and talk

Unit7: Hydraulic and Pneumatic Control Elements

No of lectures – 05

- **Prerequisite:** Knowledge of engineering drawing, properties of fluid used in Hydraulic & Pneumatic System.

- **Objectives:**

- i. To introduce the construction and working of various direction control valve used in hydraulic and pneumatic system.
- ii. To introduce the construction and working of various flow control valves and pressure control valves used in hydraulic and pneumatic system.
- iii. The selection of proper control valves for building the various circuit diagram.

- **Outcomes:**

- i. Understand working principle of various direction control valves used in hydraulic and pneumatic system.
- ii. Understand working principle of various flow control valves, pressure control valves used in hydraulic and Pneumatic system.
- iii. To differentiate the various control valves used in hydraulic and pneumatic system.
- iv. To choose proper control valves according to the applications/ circuits.

- **Unit Content:**

Hydraulic - Pressure control valves- Direct acting type, pilot operated, sequence, Counter balancing, unloading, pressure reducing, Construction & Working. Direction control valves- Types, Construction & working, Spool actuation methods, spool centre positions, Flow control valves-Compensated& Non-Compensated, Construction & Working. Pneumatic-Direction control valves, Flow control valves and pressure control valves–types and working.

- **Content Delivery Methods:** Board, Chalk and talk

Unit 8: Hydraulic and Pneumatic Circuits & their applications: No of lectures – 05

- **Prerequisite:** Knowledge of various hydraulic and pneumatic systems, theory of machines is essential.

- **Objectives:**

1. To introduce Speed control circuits
2. To introduce Regenerative circuits
3. To introduce Sequencing circuits
4. To introduce Counter balancing, Synchronizing, circuits

- **Outcomes:**

1. Understand the operation of hydraulic circuits and components typically used in industry
2. Correctly maintain power units (fixed / variable pumps, reservoirs, filters, strainers and gauges)
3. Use hydraulic test equipment to determine the nature and position of faults
4. Construct a range of functional hydraulic circuits

- **Unit Content:**

Speed control circuits, Regenerative, Sequencing, Counter balancing, synchronizing, Traverse & Feed circuit, Hydraulic and pneumatic clamping & braking systems, Pneumatic power tools, time delay circuits

- **Content Delivery Methods:** Board, Chalk and talk
Term-Work

Compulsory:

1. A drawing sheet on standard symbols of hydraulic & pneumatic components.

List of Experiments

A) Fluid Machinery-

Minimum 3 experiments from the following

1. Trial on a Pelton wheel.
2. Trial on a Francis/ Kaplan turbine.
3. Trial on a centrifugal pump.
4. Trial on gear pump

B) Fluid Power

Minimum 3 assignments from the following

5. Study of Pressure Control Valves & circuits using pressure control valves
6. Study of flow control valves & circuits using flow control valves
7. Study of direction control valves & check valves circuits.
8. Study of hydraulic power unit & accessories.
9. Demonstration of Minimum of Three hydraulic circuits such as :Basic hydraulic, Regenerative, Speed control (Meter in, meter out & bleed off), Sequencing, Synchronization, traverse & feed, Circuit for riveting machine, automatic reciprocating, fail safe circuit, counter balance circuit, actuator locking, circuit for hydraulic press, unloading circuit, motor breaking circuit.
11. Demonstration on Pneumatic Trainer of Minimum of Three Pneumatic circuits (based on syllabus of UNIT 10 above).

C) Industrial visit to one of the following

- Hydro-electric power station
- Pumping station
- Service station of Earth Moving equipment's.

Note: Students should write visit report based on the observations made during the visit.

• **Text Books**

1. “A text book of Fluid Mechanics & Hydraulic Machines”, Dr.R.K. Bansal, Laxmi Publications Ltd.
2. Thermal Engineering R. K. Rajput
3. “Oil Hydraulics- Principle & Maintenance”, Majumadar, Tata McGrawHill
4. “Pneumatics- Principle & Maintenance”, Majumadar, Tata McGrawHill

• **Reference Books**

1. Theory of Hydraulic Machinery”, V.P. Vasandani, Khanna Publishers, Delhi.
2. “Hydraulic Machines”, Dr. J. Lal, Metropolitan Book Co. Pvt. Ltd., Delhi.
3. Vickers Manual on Industrial Hydraulics
4. Festo's Manual on Pneumatic Principle, applications
5. “ABC's of Hydraulic Circuits”, H L Stewart, (Taraporwala Press)
6. “ABC's of Pneumatic Circuits”, H L Stewart, (Taraporwala Press)
7. Hydraulics and Pneumatics'H.L.Stewart –, Industrial Press



Solapur University, Solapur
T.E. (Mechanical Engineering) Semester-I
ME317 Workshop Practice – IV (T.E. Part - I)

Teaching Scheme

Practical: 2 hours a week

Examination Scheme

ICA: 50 Marks

• **Course Objective:**

- i. To make the students aware with various skills involved in manufacturing & Assembly.
- ii. To develop skills to operate different machine tools.
- iii. To make the students aware of limits, fits & tolerance while manufacturing assembly.
- iv. To make students aware of operation sequence, speed feed selection for different materials & operations

• **Course Outcomes:**

- i. To create confidence amongst the students in Production / manufacturing activities.
- ii. Students should get experience about manual skills required to perform machining operations.
- iii. To create confidence in students while designing limits, fits & tolerances during manufacturing.
- iv. To create awareness in students regarding time management, work study, method study & tool engineering.

1. A composite job consisting of three components machined from $\Phi 32$ mm MS bar.

(Excluding commercial components) requiring minimum five operations listed below:

1. Turning

2. Drilling

3. Boring

4. Hand tapping

5. Milling

6. Internal & External V-threading

7. Grinding

2. The components of the composite job shall carry at least two specified close tolerance operations. In addition to the above, following operations are to be demonstrated during the term. (These are not to be included in the job operations for term work & exams.)

1. Shaping

2. Slotting

3. Grinding

4. Form Turning

5. Knurling

6. Grooving

4. Journal should contain detailed process sheet of above job.

5. Assessment of Workshop Practice-IV-Term work shall be done for 50 % Work or one major Component & Workshop Practice-V-Term work shall be done for remaining work at the end of T.E. (Mech.) Part II.

6. Practical examination of 6 Hrs. duration having component of 2 to 3 parts.

Note: Material specification for practical work & examination is raw material $\Phi 32\text{mm MS bar}$.

Books:

1. Workshop Technology (Volume II) by Raghuvanshi.
2. Workshop Technology (Volume II) by HajraChowdhary.
3. Workshop Technology (Volume II) by W.A.J.Chapman.

Reference Books:

1. Production Technology by P.C.Sharma.
2. Production Technology – HMT Handbook.
3. Production Technology (Volume II) by Gupte-Patel.
4. HGerling, All about Machine Tools, New Age International, 1995.



सोलापूर विद्यापीठ

॥ विद्यया संपन्नता ॥



Solapur University, Solapur
T.E. (Mechanical Engineering) Semester-II
ME322 Internal Combustion Engine

Teaching Scheme

Lectures– 3 Hours/week, 3 Credits

Practical – 2 Hour/week, 1 Credit

Examination Scheme

ESE– 70 Marks

ISE –30 Marks

ICA- 25 Marks

Course Introduction:

This course provides an introduction to Internal Combustion Engine. It introduces four stroke and two stroke engine working, also highlights the difference between these two. It briefs introduction about fuel system for SI and CI engine. It focuses on normal and abnormal combustion in SI and CI engine. This course also includes performance parameter and its testing. In this subject student will learn the various engine systems like cooling, lubrication, starting systems etc. It touches to some of the recent advance in the Engine field like Electronic Engine management system, Carbon Credit system, Hybrid vehicles, Alternative fuels etc.

Course Prerequisite:

Student should have knowledge of Basic thermal Principal, Thermodynamics, and Heat Transfer. They should know basic processes and cycles. A sound background of analysis of thermal systems is essential for successful completion of this course.

Course Objectives: During this course, student is expected

1. Distinguish the different types of engine constructions and their thermodynamic principles.
2. Differentiate the constructional details of various fuel systems used in different types of I. C. Engines and calculate major dimensions of carburetor and fuel injection system.
3. Apply the basic knowledge to infer the different methods for enhancing the performance of I. C. engines
4. Correlate the difference in SI and CI engine combustion processes with the design of combustion chambers used in these engines
5. Evaluate the performance parameters of I. C. engines to justify their use in different applications.
6. Categorize different alternative fuels suitable for different engine applications and compare the pollutants formed in these engines and their control methods

Course Outcomes: At the end of this course, student will be able to

1. Recognize and understand the reasons for differences in the construction of different types of internal combustion engines.
2. Understand the reasons for differences among operating characteristics of different engine types and designs
3. Select the appropriate engine for a given application.

4. Conduct performance tests on engines and Compare experimental results with Theoretical predictions.
7. Compare experimental results with theoretical predictions and make proper justifications.

Section I

Unit 1 - Introduction to I. C. Engine

No of lectures – 05

- **Prerequisite:** Knowledge of Basic Thermal concepts like Temperature, Pressure, Process, Cycle etc.
- **Objectives:**
 1. To Introduce I. C Engine, its cycle.
 2. To study theoretical and actual cycle of Engine.
 3. To know valve timing and port timing diagram
- **Outcomes:** After completing this unit, student will be able to
 1. Explain working of I C Engine.
 2. Differentiate between 4 stroke and 2 stroke Engine.
 3. Differentiate between Actual and theoretical cycle
- **Unit Content:**
Introduction, Classification of I.C. Engines, Engine Cycles-Otto and Diesel Cycle, Deviation of actual cycles from air standard cycles, Valve timing diagram for high and low speed engines, Port timing diagram for two strokes S.I. Engines.
- **Content Delivery Methods:** Board, Chalk and talk, PPT.

Unit 2–Fuel System for S. I. Engines

No of lectures – 06

- **Prerequisite:** Basic Knowledge of engine fuels, its properties like Ignition Point, Boiling Point, Volatility, etc.
- **Objectives:**
 1. To introduce procedure of mixing air and Fuel.
 2. To know mixture requirement at different load condition
 3. To impart knowledge of design of Carburetor.
- **Outcomes:** After completing this unit, student will be able to
 1. Understand need of mixture preparation.
 2. Explain working of Carburetor.
 3. Determine dimensions of Carburetor.
- **Unit Content:**
Engine fuel requirements, Mixture requirements, Simple carburetor, and Additional systems in modern carburetor, compensating devices, Calculation of air fuel ratio (exact and approximate methods), Calculation of main dimensions of air and fuel supply (Numerical calculations of main dimensions of carburetor), Electronic Petrol injection system (MPFI).
- **Content Delivery Methods:** Board, Chalk and talk, PPT.

Unit 3–Fuel System for C. I. Engines

No of lectures – 05

- **Prerequisite:** Diesel fuel properties, working of some basic components like pump, strainer, hoses, nozzles etc.

- **Objectives:**
 1. To understand working of Fuel System for C. I. Engines.
 2. To know process of spray formation, injection.
- **Outcomes:** After completing of this unit, student will be able to-
 1. Explain the fuel injection system.
 2. Calculate the dimensions of fuel injector nozzle.

- **Unit Content:**

Requirements of fuel injection system for C.I. Engines, Types of injection systems- Individual pump, Common rail and Distributor systems, Unit injector, Types of fuel nozzles- single hole, multi hole, pintle and pintaux, Governing of C.I. Engines, (Numerical on calculations of main dimensions of fuel injection system).

- **Content Delivery Methods:** Board, Chalk and talk, PPT.

Unit 4–Supercharging

No of lectures – 04

- **Prerequisite:** Working of some basic compressor and its types, basic engine cycle.
- **Objectives:**
 1. To understand working of supercharger and turbocharger.
 2. To understand effect of supercharging on thermodynamic cycle.
- **Outcomes:** After completing this unit, student will be able to-
 1. Explain the type and working of supercharger and turbocharger.
 2. Explain limitation of supercharger and turbocharger for SI and CI engine.
- **Unit Content:**

Purpose of supercharging, Turbo charging, Thermodynamic cycle of supercharged and turbocharged Engines, Advantages and disadvantages, Limits of supercharging for S.I. and C.I. Engines.
- **Content Delivery Methods:**

Board, Chalk and talk, PPT, Video

Section II

Unit 5–Combustion in SI Engine

No of lectures – 05

- **Prerequisite:** Combustion phenomenon, Heat release process.
- **Objectives:**
 1. To learn stages of combustion in SI engine.
 2. To understand the normal and abnormal combustion in SI Engine.
 3. To learn knocking in SI engine.
- **Outcomes:** After completing this unit, student will be able to-
 1. Explain the combustion in SI engine.
 2. Parameter affecting on normal and abnormal combustion.
- **Unit Content:**

Stages of combustion in S.I. Engines, Ignition lag, Flame propagation, Factors affecting flame speed, Abnormal combustion, Influence of operating variables on knocking, Octane number, HUCR, Requirements of combustion chambers of S.I. Engines and its types.

- **Content Delivery Methods:**
Board, Chalk and talk, PPT, Video

Unit 6–Stages of combustion in C.I. Engines

No of lectures – 05

- **Prerequisite:** Combustion in phenomenon, Heat release process, Properties of diesel fuel.
- **Objectives:**
 1. To learn Stages of combustion CI engine.
 2. To know abnormal combustion in CI engine.
 3. To understand difference between SI engines knocking and CI engine knocking.
- **Outcomes:** After completing this unit, student will be able to
 1. Explain Stages of combustion CI engine.
 2. Explain the knocking in CI engine.
- **Unit Content:**

Stages of combustion in C.I. Engines, Delay period, Factors affecting delay period, Abnormal Combustion-Diesel knock, Influence of engine design and operating variables on diesel knock, Requirements of combustion chambers for C.I. Engines and its types. Comparison of abnormal combustion in S I and C I Engines. Cetane number, Antiknock Agent.

- **Content Delivery Methods:** Board, Chalk and talk, PPT.

Unit 7 –Engine performance

No of lectures – 05

- **Prerequisite:** Basic concepts like Energy, Power, Engine working, Principle of orifice etc.
- **Objectives:**
 1. To understand performance parameter of Engine
 2. To learn heat balance sheet of Engine.
 3. To know Morse test of Multi cylinder engine
- **Outcomes:** After completing this unit, student will be able to-
 1. Calculate the performance parameters of the engine.
 2. Draw heat balance sheet.
- **Unit Content:**

Performance parameters, Measurement of performance parameters like torque, power, and Volumetric Efficiency, Mechanical Efficiency, bsfc, Brake and Indicated Thermal efficiencies. Heat Balance Sheet. (Numerical on engine Performance and Heat Balance Sheet)

- **Content Delivery Methods:**
Board, Chalk and talk

Unit 8–Alternative Fuels and Engine Emission

No of lectures – 05

- **Prerequisite:** Regular fuels of Engine, Basic reactions of fuel.
- **Objectives:**
 1. To find alternative fuel for I C Engine.
 2. To understand pollution control devices.
 3. To know Pollution norms.

- **Outcomes:** After completing this unit, student will be able to

1. Explain alternative fuels for I C Engine.
2. Explain the basic pollutants from the engine.
3. Explain the pollution control devices.

- **Unit Content:**

Various alternative fuels and their suitability for I. C. Engines.S.I. Engine emissions (HC, CO, NOx) Control methods, Catalytic converters.C.I. Engines Emissions (CO, NOx, Smog, Particulate), Control methods, EGR, Bharat Norms III and IV

- **Content Delivery Methods:** Board, Chalk and talk

TERM WORK

Term work (minimum 3 from group A and B, and all from Group C)

Group A (Study Group)

- i. Constructional details of I.C. engines
- ii. Study of Engine Cooling and Lubrication system
- iii. Study of Ignition systems and Starting systems
- iv. Study of fuel system for S.I. and C. I. engines

Group B (Trial Group)

- i. Constant Speed Test (Influence of load on performance)
- ii. Morse Test
- iii. Heat balance sheet
- iv. Test on computer controlled I.C. Engine/ Variable Compression Ratio Engine
- v. Measurement of exhaust emissions of SI / CI engines

Group C

- i. Assignment on recent trends in IC Engine.
- ii. Visit to an engine manufacturing company / repairing unit.

Text books:

- 1 Internal Combustion Engines, Mathur and Sharma, DhanpatRai.
- 2 Engineering Fundamentals of the Internal Combustion Engine, Willard Pulkrabek, Prentice Hall
- 3 Internal Combustion Engines, R. K. Rajput, Dhanpat Rai Publications.
- 4 Internal Combustion Engines, V.Ganesan, McGraw Hill.

Reference books:

- 1 Internal Combustion Engines Fundamentals, John Heywood, McGraw Hill
- 2 Internal Combustion Engines Emission and Control, EranSher, SAE
- 3 Engine Emissions Purandir, Narosa
- 4 Alternative Fuels, S.S Thipse, Jaico
- 5 Internal Combustion Engines Fundamentals, Maleev, McGraw Hill
- 6 Internal Combustion Engines Vol. 1 and Vol. 2, C.F Taylor, MIT Press
- 7 Internal Combustion Engines, *Obert*, McGraw Hill
- 8 Internal Combustion Engines: AppliedThermo sciences, Fergusson & Kirkpatrick, Wiley.
- 9 SAE Handbook, SAE, SAE.



Solapur University, Solapur
T.E. (Mechanical Engineering) Semester-II
ME323 (CAD, CAM & CAE)

Teaching Scheme

Lectures– 3 Hours/week,
Practical – 2 Hour/week,

Examination Scheme

ESE– 70 Marks
ISE –30 Marks
ICA- 25 Marks

Course Introduction:

Now a day's industries cannot survive worldwide competition unless they introduce new products with better quality, at lower cost, and with shorter lead time. Accordingly, they have tried to use the computer's huge memory capacity, fast processing speed, and user-friendly interactive graphics capabilities to automate and bind together thus reducing the time and cost of product development and production. Computer-aided design (CAD), computer-aided manufacturing (CAM), and computer-aided engineering (CAE) are the technologies used for this purpose during the development of mechanical product with best quality and lowest cost. Students must have knowledge of CAD, CAM, and CAE. Therefore, this course contains syllabus related to CAD, CAM and CAE activities. The syllabus is divided into two sections, each section contains four chapters.

Course objectives:

- i. To create an awareness regarding Geometric Modeling activities in Industries.
- ii. To create an awareness regarding CAM activities in Manufacturing Industries.
- iii. To develop part programming capabilities for CNC machines.
- iv. To empower students to learn advanced tools in Automation.
- v. To utilize modern tools for design, analysis and manufacturing activities.

Course Outcomes: After completion of the course the students will be able to:-

1. Implement concept of modern product cycle.
2. Apply knowledge of the fundamental mathematical theories for geometric Transformation.
3. Create the geometric model using CAD modeling software.
4. Apply CAE analysis tool for simulation of 1-D component.
5. Implement the concept of GT and CAPP.
6. Apply the concept of FMS.
7. Select appropriate tooling for CNC machine.
8. Develop part programming to operate CNC milling & turning machine to manufacture a Mechanical part.

Section-I

Unit 1: Introduction to CAD / CAM/CAE

No. of Lectures: 03

• **Prerequisite:** Traditional design and manufacturing phages, Knowledge of manufacturing and machining processes, etc.

• **Objectives:**

1. To understand the modern product cycle and CAD/CAM/CAE.
2. To identify input/output devices.
3. To understand the functions of graphics software.

• **Outcomes:** After completing this unit, students will be able to-

1. Implement concept of modern product cycle.
2. To select appropriate CAD / CAM/CAE software for design, analysis and manufacturing Activities.

• **Unit content:**

Product Cycle and CAD / CAM/CAE, Advantages of CAD / CAM/CAE, Hardware used for CAD/CAM/CAE system, List of input/output devices, Functions of Graphics Software, `Selection of CAD / CAM/ CAE Software.

• **Content Delivering Methods:** Board, Chalk & talk and Power Point Presentation.

Unit 2: Computer Graphics and Geometric Modeling

No. of Lectures: 08

• **Prerequisite:** Knowledge of basic transformation command from AutoCAD software, Knowledge of engineering graphics and basic curves etc.

• **Objectives:**

1. To understand mathematical method of geometric transformation.
2. To understand the use of homogeneous transformation.
3. To study and implement concept of CAD/CAM data exchange
4. To understand different types of geometric modeling and their use in industry

• **Outcomes:** After completing this unit, students will be able to-

1. Apply knowledge of the fundamental mathematical theories for geometric Transformation.
2. Create the geometric model using CAD modeling software.

• **Unit content:**

Geometric Transformations, Homogeneous Coordinates, Windowing and Viewing Transformations, Coordinate Transformations, Standardization in Graphics Software, CAD / CAM Data Exchange. Introduction to Geometric Modeling and its types, Parametric representation of basic entities like line and circle, Introduction to basic curves - Bezier, B-Spline, NURBS, concept of CSG and Boolean operations, Feature based modeling.

• **Content Delivering Methods:** Board, Chalk & talk, Power Point Presentation, Animations.

Unit 3: Finite element method

No. of Lectures: 04

• **Prerequisite:** Basic knowledge of strength of material, Machine Design, Applied Mechanics

• **Objectives:**

1. To understand General steps of the Finite Element Method.
2. To derive the stiffness matrix for the 1-D bar element.
3. To select appropriate simulation or analysis software

- **Outcomes:** After completing this unit, students will be able to-
 1. Implement General steps of the FEM
 2. Carry out Structural and thermal analysis of 1-D bar elements

- **Unit content:**

Definition, Types of analysis, terms used in FEM, types of nodes and elements, General Steps of the FEM, Structural and thermal analysis of 1-D bar elements, Introduction to latest FEA software

- **Content Delivering Methods:** Board, Chalk & talk, Power Point Presentation, Animations.

Unit 4: Automation

No. of Lectures: 05

- **Prerequisite:** Traditional manufacturing phages, Knowledge of manufacturing and machining centers and processes, etc.

- **Objectives:**

1. To understand the management approach of Group Technology and part classification based on various methods.
2. To study and understand the concept of computer aided process planning and its types.
3. To understand computer integrated manufacturing and its advantages.

- **Outcomes:** After completing this unit, students will be able to-
 1. Implement concept of group technology for making part family.
 2. Develop computer aided process plan for simple mechanical component.

- **Unit content:**

Concept & Definition of Automation, Types, Advantages and Limitations of Automation, Automation and CAD/CAM, CIM and CAD / CAM, Group Technology, part family, Classification and Codification System, Merits and Demerits of Group Technology, CAPP, Retrieval and Generative type of CAPP, MRP, concept of ERP, concept of Rapid Prototyping,

- **Content Delivering Methods:** Board, Chalk & talk, Power Point Presentation, Animations.

Unit 5: Fundamentals of NC system

No. of Lectures: 06

- **Prerequisite:** Traditional machining processes, Knowledge of manufacturing and machining centers and processes, etc.

- **Objectives:**

1. To apply steps of NC system.
2. To demonstrate concept of flexible manufacturing system.
3. To explain types of NC system.

- **Outcomes:** After completing this unit, students will be able to-

1. Implement steps of NC system.
2. Demonstrate concept of flexible manufacturing system.

- **Unit content:**

Evolution of NC and Retrofitting, Elements of NC Manufacturing System, concept of work zero and machine zero, Types of NC systems, Structure, Drives and other devices, Steps in NC Manufacturing, Advantages and Disadvantages of NC Technology, Flexible Manufacturing System (FMS), Elements of FMS, Applications of FMS, Merits and Demerits in FMS.

- **Content Delivering Methods:** Board, Chalk & talk, Power Point Presentation, Animations.

Unit 6: CNC- DNC Technology

No. of Lectures: 03

- **Prerequisite:** Knowledge of machining processes, Knowledge of manufacturing and Machining centers etc.
- **Objectives:**
 1. To classify computerized numerical control system.
 2. To describe Direct Numerical Control System.
 3. To understand the concept of Adaptive control system.
- **Outcomes:** After completing this unit, students will be able to-
 1. Apply concept of adaptive control system.
- **Unit content:**

Classification of CNC machine tools, CNC controllers, Features and Advantages of CNC, Adaptive Control, Advantages of Adaptive Control, Direct Numerical Control, Types of Direct Numerical Control, Advantages and Disadvantages of Direct Numerical Control.
- **Content Delivering Methods:** Board, Chalk & talk, Power Point Presentation, Animations.

Unit 7: Tooling for CNC Machines

No. of Lectures: 03

- **Prerequisite:** Knowledge of traditional machine tools, Knowledge of selection of correct tools, Knowledge of machine tools and processes etc.
- **Objectives:**
 1. To design automatic tool changer and tool holding system.
 2. To design modular tooling system and tool magazine.
 3. To demonstrate tool setting in CNC
- **Outcomes:** After completing this unit, students will be able to-
 1. Design the tooling required for .CNC and VMC machines.
- **Unit content:**

Tool holders, Adapters, Tool magazines, Automatic tool changers, Pallets, Tool setting, Modular tooling.
- **Content Delivering Methods:** Board, Chalk & talk, Power Point Presentation, Animations.

Unit 8: Manual Part Programming

No. of Lectures: 08

- **Prerequisite:** Knowledge of traditional machine tool, Knowledge machine tools and processes etc
- **Objectives:**
 1. To implement G-code and M-code for development of part program for CNC Lathe and Milling machines.
 2. To apply concept of machine zero and work zero.
 3. To apply concept of subprogram, Do-loop and canned cycle.
- **Outcomes:** After completing this unit, students will be able to-
 1. Develop part program for any part drawing.
- **Unit content:**

Principles of an NC Program, Word Address Format (WAF), Machining Formulas, Tool Length and Cutter Diameter Compensation, Canned Cycles for Lathe, Milling and Drilling, Introductory treatment of Subprogram, Subroutines, DO Loop, Macros.

- **Content Delivering Methods:** Board, Chalk & talk, Power Point Presentation, Animations.

- **List of Experiments**

1. Assignment on Modeling & Drafting of any two mechanical components.
2. Assignment on Modeling of simple Assembly of around 3-5 machine components.
3. Assignment on FEA based structural analysis of simple mechanical component.
4. Assignment on FEA based thermal analysis of simple mechanical component.
5. Part programming of one job using CAM software or Programming and manufacturing of one job on CNC lathe or CNC Milling machine.
6. Assignment based on Industrial visit and its report based on CNC/FMS/Automation.

Text books:

1. Introduction to CAD/CAM, Rao P.N., -Tata McGraw Hill Publishing Co.
2. Automation, Production Systems and Computer Integrated Manufacturing, Grover M.P.- Prentice Hall of India
3. Numerical Control -Computer Aided Manufacturing, Kundra, Rao, Tiwari- TM Hill Pub.Co.
4. CAD/CAM/CAE, Chougule N.K.- SCITECH Publications (I) Pvt. Ltd.
5. CAD/CAM/CIM, P. Radhakrishanan.

Reference Books:

1. Theory and Practice, Ibrahim Zeid – CAD/CAM - Tata McGraw Hill Publishing Co.
2. CAD/CAM - Mastering, Ibrahim Zeid –Tata McGraw Hill Publishing Co.
3. Computer Integrated Design and Manufacturing, D.D. Bedworth, M.R Henderson & P.M. Wolfe- -Tata McGraw Hill Pub. Co.
4. CAD/CAM Theory and Concepts, Kuldeep Sareen, C. Grewal, -S.Chand & Co.Ltd.
5. Computer Graphics by Hearn and Baker.

सोलापूर विद्यापीठ

॥ विद्यया संपन्नता ॥



Solapur University, Solapur
T.E. (Mechanical Engineering) Semester-II
Professional Elective-IV Course-III
ME325 Tool Engineering

Teaching Scheme

Lectures – 3 Hours/week, 3 Credits

Tutorial – 2 Hour/week, 1 Credit

Examination Scheme

ESE– 70 Marks

ISE –30 Marks

ICA- 25 Marks

• **Course Introduction:**

This course seeks to provide an introduction to tool engineering and discusses various procedures, requirements, tooling methods. It introduces engineering materials and describes the different kinds of tools, jig & fixture used in industries. A further content explains in detail the design of press tool draw tool jig & fixture as well as tool nomenclature and geometry.

• **Course Prerequisite:**

Student shall have knowledge of function of press tool and draw tool, cutting tools and theory of metal cutting etc.

• **Course Objectives:**

1. To enlighten the students about the basics in mechanics of cutting & non cutting operations.
2. To explain the concepts, principles & practices in designing various tools.
3. To explain the students about the basics in economics of cutting & non cutting operations.
4. To explain the concepts, principles & practices in designing various tooling.

• **Course Outcomes:**

1. Students are able to do the calculations involved in the mechanics & economics of operations.
2. Students are able to design & draw the tools & tooling for the given situation & operation.
3. Students are able to conceive & develop solutions, devices, contrivances to overcome present problems of the real world.

Section I

Unit 1–Theory of metal cutting.

No of lectures – 03

- **Prerequisite:** Knowledge of trigonometric as well as subject like mathematics and applied mechanics and strength of material.

• **Objectives:**

1. To work on theory of metal cutting to decide the power requirement.
2. To study of cutting fluid tool material and tool dynamometer.

- **Outcomes:** After completing this unit, student will be able to

1. Explain/ the power requirement in the metal cutting
2. Select the proper tool material and cutting fluid in the metal cutting.

• **Unit Content:**

- a) Orthogonal cutting & oblique cutting, Force analysis for orthogonal cutting
- b) Chip formation, types of chips, wedge action, shear plane angle, cutting ratio, shear stress & strain, velocity relationship, Merchant's theory, Merchant's circle & force relationship
- c) Tool dynamometers- types, applications.
- d) Machinability Index, factors affecting machinability
- e) Tool life- Flank & crater wear, effect of variables on tool life, Taylor's equation of tool life
- f) Coolants- Heat generation, types of coolants.
- g) Tool Materials

- **Content Delivery Methods:** Board, Chalk and talk

Unit 2- Press Tools

No of lectures – 06

- **Prerequisite:** Knowledge of press tool and draw tool forming process
- **Objectives:**
To carry out design of press tool & draw tool.
- **Outcomes:** After completing this unit, student will be able to design.
Design of press tool & draw tool.
- **Unit Content:**
 - a) Elements of press tools, types of dies, types of operations.
 - b) Design of die for cutting operation, mechanics of shearing, cutting force estimation, punch & die clearance, stock strip lay out, design of punches & die block functioning & place of other elements. Centre of pressure, selection of die set & press
 - c) Design of drawing dies, determination of blank size, no. of draws, stage wise component drawing, drawing radii, clearance, estimation of drawing force, time & power
 - d) Types of Bending dies, related estimates.
- **Content Delivery Methods:** Board, Chalk and talk

Unit 3– Geometry & Nomenclature of cutting tools

No of lectures – 06

- **Prerequisite:** Design of cutting tool and material for cutting tool
- **Objectives:**
 - 1.To know about Geometry of cutting tool
 - 2.To know about use of various angle and its applications
- **Outcomes:** After completing this unit, student will be able to
 - 1.Decide the cutting tool for particulars material
 - 2.Decide the importance of various angle on cutting tool
- **Unit Content:**
 - a) Single point cutting tools- Geometry & Tool signature as per ASA system & ORS system, effect of geometry on tool life, cutting force, surface finish.
 - b) Types of Multipoint cutting tools like Milling cutters, Drills, Broaches, Reamers
- **Content Delivery Methods:** Board, Chalk and talk

Unit 4– Design of Jigs & Fixtures.

No of lectures – 05

- **Prerequisite:** Concepts of engineering drawing, machine drawing and machine design.
- **Objectives:**
 1. To decide the locating devices.
 2. To decide clamping devices.
- **Outcomes:** After completing this unit, student -
 1. Should design jog & fixture.
 2. Should design jig and fixture fool proffer.
- **Unit Content:**
 - a) Introduction, necessity & applications, basic concepts
 - b) Location & clamping systems- Principle, types, applications
 - c) Design of Jigs- Principles of Jig design, types & applications, types of bushes & selection, use of standard parts, design procedure & drawing.
 - d) Design of Fixtures- Principles of Fixture design, standard elements & types of fixtures, design of milling fixtures.
- **Content Delivery Methods:** Board, Chalk and talk

Section II

Unit 5– Economics of Tooling

No of lectures – 03

- **Prerequisite:** Knowledge of engineering management and industrial engineering
- **Objectives:**
To learn about cost profit EOQ and tool replacement policy
- **Outcomes:** After completing this unit, student will be able to
To calculate cost and after adding profit decide the sales prize.
- **Unit Content:**
 - a) Elements of cost: methods of depreciation
 - b) Estimation of total cost & sales price
 - c) Break- even analysis for equipment selection
 - d) Economics of small tool selection, equipment replacement
 - e) Economic Order Quantity for Batch production
- **Content Delivery Methods:** Board, Chalk and talk

Term Work:

(Minimum Six of the following)

1. Study of cutting tools: Classification, Nomenclature, and Geometry
2. Exercise on Theory of metal cutting.
3. Demonstration of Lathe tool & Drill tool dynamometer & calculation of cutting forces.
4. Exercises on Mechanics & Economics of Machining & Tooling
5. Sheet on Press tool design- Cutting & drawing operation, necessary calculation
6. Sheet on Jig design- Exercise & drawing
7. Sheet on Fixture design- Exercise & drawing
8. Industrial visit

• Text Books:

1. Text Book of Production Engineering – P.C.Sharma (S.Chand Publication)
2. Machine Tool Engineering – G.R. Nagpal (khanna Publication)
3. Press Tools – P.H.Joshi (S.Chand Publication)
4. Jigs & Fixtures - P.H.Joshi (S.Chand Publication)

• Reference Books:

1. Metal cutting Theory & tool design- Mr. Arshinnov (MIR Publication)
2. Fundamentals of Tool design- ASTME Publication
3. Tool design – Donaldson (TMH Publication)
4. Jig & Fixture Design – Kempster (ELBS Publication)
5. Die Design Fundamentals-J.R.Paquin

सालापुर विद्यापीठ

॥ विद्यया संपन्नता ॥



T.E. (Mechanical) Part – II
ME328 Workshop Practice – V

Teaching Scheme

Practical- 2hrs/week

Practical Exam- duration- 6 Hrs.

Examination Scheme

ICA– 25 Marks

POE -50Marks

Course Objective:

- 1) To make the students aware with various skills involved in manufacturing & Assembly.
- 2) To develop skills to operate different machine tools.
- 3) To make the students aware of limits, fits & tolerance while manufacturing assembly.
- 4) To make students aware of operation sequence, speed feed selection for different materials & Operations

Course Outcomes:

- 1) To create confidence amongst the students in Production / manufacturing activities.
- 2) Students should get experience about manual skills required to perform machining operations.
- 3) To create confidence in students while designing limits, fits & tolerances during manufacturing.
- 4) To create awareness in students regarding time management, work study, method study & tool Engineering

1. A composite job consisting of three components machined from $\Phi 32$ mm MS bar. (Excluding commercial components) requiring minimum five operations listed below:

1. Turning 2. Drilling 3. Boring 4. Hand tapping 5. Milling 6. Internal & External V-threading 7. Grinding

2. T. E. (Mechanical Engineering) Syllabus w.e.f. 2016-17 2. The components of the composite job shall carry at least two specified close tolerance operations. In addition to the above, following operations are to be demonstrated during the term. (These are not to be included in the job operations for term work & exams.)

1. Shaping 2. Slotting 3. Grinding 4. Form Turning 5. Knurling 6. Grooving

3. Journal should contain detailed process sheet of above job.

4. Assessment of Workshop Practice-IV-Term work shall be done for 50 % Work or one major Component & Workshop Practice-V-Term work shall be done for remaining work at the end of T.E. (Mech.) Part II.

5. Practical examination of 6 Hrs. duration having component of 2 to 3 parts.


Note: Material specification for practical work & examination is raw material $\Phi 32\text{mm}$ M.S. bar.

Books:

1. Workshop Technology (Volume II) by Raghuvanshi.
2. Workshop Technology (Volume II) by HajraChowdhary.
3. Workshop Technology (Volume II) by W.A.J.Chapman.

Reference Books:

1. Production Technology by P.C.Sharma.
2. Production Technology – HMT Handbook.
3. Production Technology (Volume II) by Gupte-Patel.
4. H Gerling, All about Machine Tools, New Age International, 1995.



Punyashlok Ahilyadevi Holkar Solapur University, Solapur



Name of the Faculty: Science & Technology

CHOICE BASED CREDIT SYSTEM

Syllabus: Mechanical Engineering

Name of the Course: B.E. IV (Sem.–VII & VIII)

(Syllabus to be implemented from w.e.f. June 2019)

Punyashlok Ahilyadevi Holkar Solapur University, Solapur

B.E. (Mechanical Engineering) Semester-1

ME412 Refrigeration and Air Conditioning

Teaching Scheme

Lectures – 3 Hours/week, 3 Credits

Practical –

Examination Scheme

ESE– 70 Marks

ISE - 30 Marks

ICA- 25 Marks

POE- 25 Marks

Course Introduction:

This course deals with study of various refrigeration processes and refrigeration cycles such as Air refrigeration cycle, Vapour Compression cycle, Vapour absorption cycle. It also covers properties of refrigerants and various alternative refrigerants. In second part study of psychometric processes and its analysis for producing required air conditions are dealt. Further it deals with human comfort requirements and study of air distribution systems.

Course Prerequisite:

Student should have knowledge of basic concepts of thermodynamics and laws of heat transfer along with equations to calculate heat flow rate by various modes of heat transfer.

Course Objectives: During this course, student is expected to

1. Familiarize with the terminology associated with refrigeration systems and air conditioning systems.
 2. To understand basic refrigeration processes.
 3. To understand basics of psychrometry and practice of applied psychrometric.
 4. To acquire the skills required to design and analyse refrigeration and air conditioning components and systems.
-

Course Outcomes: At the end of this course, student will be able to

1. Explain Basic Refrigeration Processes
 2. Analyze and Calculate Performance of Refrigeration Systems
 3. Select proper Refrigerant for specific application
 4. Define and Calculate Psychrometric properties of air using chart and tables
 5. Decide and Analyze Psychrometric process for obtaining required air conditions
 6. Explain Comfort chart and factors affecting human comfort.
 7. Design Air distribution System
-

Section I

Unit 1. Basic Refrigeration Cycles

No of lectures – 10 hrs

- **Prerequisite:** Basics of thermodynamics.
- **Objectives:**
 - 1.To Study Various Refrigeration Cycles.
 - 2.To Analyze and Find Performance of Refrigeration Cycles.
- **Outcomes:**

After completing this unit, student will be able to

 - 1.Define Refrigeration and its Units.
 - 2.Explain Working of Various Refrigeration Cycles and Calculate its Performance.
- **Unit Content:**

Refrigeration, Units of refrigeration, Reversed Carnot cycle with vapour as refrigerant, Vapour compression cycle, Sub cooling, Superheating, Liquid – Suction heat exchanger, Analysis and Performance calculations of above cycles. Actual vapour compression cycle. (Numerical Treatment).
Air Refrigeration Systems, Bell Coleman Cycle (B.C.C), Calculation of C.O.P., Advantages and Disadvantages of B.C.C. (Numerical Treatment).
Air Craft Refrigeration-Necessity, Simple, Boot Strap, Regenerative and Reduced ambient systems. (Theoretical Treatment).
- **Content Delivery Methods:** Board, Chalk and Talk.

Unit 2– Multi Pressure Systems

No of lectures – 3 hrs

- **Prerequisite:** Basic Refrigeration cycles
- **Objectives:**
 - 1.To Study Multistage Refrigeration Systems.
 - 2.Compare with Simple V.C.C.
- **Outcomes:**

After completing this unit, student will be able to

 - 1.Explain Necessity of Multistage Refrigeration Systems.
 - 2.Explain Types of Multistage Refrigeration Systems.
- **Unit Content:**

Introduction, Multistage compression, Flash gas removal, Flash inter cooling, Complete Multi stage system, Multi evaporator systems (Descriptive Treatment).
- **Content Delivery Methods:** Board, Chalk and Talk

Unit 3– Refrigerants

No of lectures – 3 hrs

- **Prerequisite:** Properties of pure substances
- **Objectives:**
 - 1.To Study Various Types & Properties of Refrigerant.
 - 2.To Study Effect of Refrigerant on Environment.
- **Outcomes:**

After completing this unit, student will be able to

 - 1.Select Refrigerant for Specific Application.
 - 2.Explain Effect of Refrigerant on Environment.
- **Unit Content:**

Classification, Desirable Properties, Nomenclature of Refrigerants, Selection of refrigerant, Secondary refrigerants, Effect on Ozone depletion and Global warming, Total equivalent warming impact (TEWI), Alternative Refrigerants.
- **Content Delivery Methods:** Board, Chalk and Talk

Unit 4– Vapour Absorption Systems

No of lectures – 4 hrs

- **Prerequisite:** Properties of pure substances
- **Objectives:**
 - 1.To Study Vapour Absorption Systems
 - 2.To Find its Performance.
- **Outcomes:**

After completing this unit, student will be able to

 - 1.Explain Various Types of Vapour Absorption Systems.
 - 2.To Find C.O.P. of Ideal Vapour Absorption system.
- **Unit Content:**

Introduction, Simple Ammonia-Water Vapour absorption system, Practical Ammonia-Water Vapour absorption system, Comparison between Vapour Absorption and Vapour Compression system, COP of ideal Vapour Absorption System, Electrolux refrigerator, Lithium Bromide Absorption system. New Mixtures for Vapour Absorption System.
- **Content Delivery Methods:** Board, Chalk and Talk, Animations.

Section II

Unit 5– Psychrometry

No of lectures – 7 hrs

- **Prerequisite:** Basics of Thermodynamics
- **Objectives:**
 - 1.To Study Properties of Moist Air.
 - 2.To Study Various Psychometric Processes.
- **Outcomes:**

After completing this unit, student will be able to

 - 1.Find Properties of Moist Air.
 - 2.Analyze Various Psychometrics Processes.
- **Unit Content**

Moist air as a working substance, Psychometrics properties of air, Use of psychometric tables and Charts, Processes, Combinations And Calculations, ADP, Coil condition line, Sensible heat factor, Bypass factor, Air Washer and it's applications. (Numerical Treatment)

Content Delivery Methods: Board, Chalk and Talk.

Unit 6– Heating and Cooling Load Calculations

No of lectures – 6 hrs

- **Prerequisite:** Heat transfer
- **Objectives:**
 - 1.To Study Various Loads on Refrigeration Systems.
 - 2.To Analyze Psychometric Processes for obtaining required Indoor Conditions.
- **Outcomes:**

After completing this unit, student will be able to

 - 1.Calculate Loads on Refrigeration system.
 2. Decide and Analyze Psychometric Process
- **Unit Content:**

Representation of actual air conditioning process by layout and on Psychometric chart.
Load analysis by RSHF, GS HF, Enumeration and brief explanation of the factors forming load on refrigeration and air conditioning systems.(Numerical Treatment).
- **Content Delivery Methods:** Board, Chalk and Talk.

Unit 7– Comfort Conditions and Air Distribution Systems

No of lectures – 4 hrs

- **Prerequisite:**

Thermodynamics and Fluid Mechanics

- **Objectives**

- 1.To Study Human Comfort requirements and Comfort Charts.
- 2.To Study Air Distribution Systems.

- **Outcomes:**

After completing this unit, student will be able to

- 1.Explain Comfort Requirements for human.
- 2.Explain Various Air Distribution Systems.

- **Unit Content:**

Thermal exchange between human body and environment, Factors affecting comfort, Effective temperature Comfort Chart, Ventilation requirements. Duct classification, Duct material and construction, Equivalent diameter of a circular duct or rectangular duct, Duct design methods, losses in duct. (Theoretical Treatment).

Content Delivery Methods: Board, Chalk and Talk.

Unit 8– Introduction to Cryogenics

No of lectures – 3 hrs

- **Prerequisite:** Thermodynamics

- **Objectives:**

1. To Study Methods of producing low temperatures.
2. To Study Applications of Cryogenics.

- **Outcomes:**

After completing this unit, student will be able to

- 1.Explain Methods used to produce low temperatures.
- 2.Explain Applications of Cryogenics.

- **Unit Content:**

Introduction, Limitations of vapour compression systems for the production of low temperature, Cascade Refrigeration System, Claude System and Linde System for liquefaction of air. Applications of Cryogenics. (Theoretical Treatment).

Content Delivery Methods: Board, Chalk and Talk

- **Term Work:**

Group 1 (Study, Demonstration of minimum three assignments on following topics)

1. Study of Refrigeration methods
2. Study of Refrigeration Equipments
3. Study of Refrigeration Systems–Domestic refrigerator, Split air conditioner, Ice Plant, Deep freezer etc.
4. Study of charging, leak testing of refrigeration systems
5. Study of nonconventional refrigeration systems

Group II (Minimum four experiments from following)

1. Trial on Refrigeration primer / bench
2. Trial on Air conditioning tutor
3. Trial on mini ice plant
4. Trial on Vapour Absorption system
5. Trial on Heat Pump
6. Trial on Vortex tube

Group III

1. Visit to Refrigeration plant or Central Air Conditioning plant

2.

3. Performance evaluation of any one trial of Group-II by using MATLAB/C Programming

- **Text Books:**

1. 'Refrigeration & Air Conditioning' by C. P. Arora
2. 'Refrigeration & Air Conditioning' by Arora & Domkundwar
3. 'Refrigeration and Air-conditioning' by S. N. Sapali

- **Reference Books:**

1. 'Principles of Refrigeration' by Roy J Dossat
2. 'Air Conditioning Applications & design' by W.P.Jones
3. 'Refrigeration & Air Conditioning' by Stocker

Punyashlok Ahilyadevi Holkar Solapur University, Solapur

B.E. (Mechanical Engineering) Semester-I

ME414 (C): Professional Elective-V

Automobile Engineering

Teaching Scheme

Lectures– 3Hours/week, 3 Credits

Practical – 2Hour/week, 1 Credit

Examination Scheme

ESE–70 Marks

ISE –30Marks

ICA-25 Marks

OE-25 Marks

Course Introduction:

There is all round development in the field of design and manufacture of automobile. This has resulted in vast improvement in their efficiency, comfort and safety. There is consequential tremendous increase in production and use of automobiles worldwide. This has opened the job opportunities for Mechanical engineers in Automobile sector.

Course Prerequisites:

4. Knowledge of elementary mathematics,
5. Basic knowledge of various core subjects like Theory of Machines, Manufacturing Process , Design engineering, Fluid Mechanics and Electrical Engineering, Engineering materials

Course Objectives: During this course, a student is expected to

1. Study basic principles of actual automobile systems
2. Study important systems in an automobile
3. Study recent and modern trends in automobile sector
4. To make the student conversant with automobile safety, electrical system
5. To make students aware about the entrepreneurial opportunities in automobile engineering field.

Course Outcomes: At the end of this course, student will be able to

1. Demonstrate & explain various systems in an automobile
2. Describe importance and features of different elements like axle, differential, brakes, steering, suspension, wheel balancing etc.
3. Explain principle of operation, construction and applications of various sensors used in modern automobile and understand electric vehicles, hybrid electric vehicles and solar

Section I

UNIT 1. Introduction to Automobiles:

04

- **Prerequisite.** Knowledge of Materials
- **Objectives:**
 1. To study different layouts of an Automobile.
 2. To study different types of body and its construction of an Automobile.

- **Outcomes:**

After completing this unit, student will be able to

1. Apply the knowledge of different layouts of an Automobile
2. Apply the knowledge of different types of body and its construction of an Automobile

Unit Content: Classification of automobiles. Major automobile components and their functions. Types of vehicle layouts- Front engine rear wheel drive, Front engine front wheel drive, Rear engine rear wheel drive and All wheel drive, Types of automotive bodies and Body construction materials.

- **Content Delivery Methods:** 1. Chalk and Board ,Demonstrations PPT and Videos

UNIT 2. Performance of Automobiles:

05

- **Prerequisite:** Basic Knowledge of Mathematics and Strength of Materials.
- **Objective**

- 1.To study different parameters of performance of Automobile
- 2.To study performance curve of an automobile.

- **Outcomes:**

After completing this unit, student will be able to

- 1.Solve the problems related to performance of an Automobile
- 2.Apply the knowledge of performance curve of an automobile.

Unit Content: Resistance to vehicle motion- Air, Rolling and Gradient resistance., Acceleration, Grade ability and draw bar pull., Traction and Tractive effort., Power required for vehicle propulsion. (Numerical

Content Delivery Methods: Chalk and Board, Demonstrations PPT and Videos

UNIT 3. Transmission System:

08

- **Prerequisite:** Knowledge of Materials, Friction, Toothed gear design.
- **Objectives:**
 1. To study the principles of various transmission components.
 2. To study characteristics and classification of various transmission components and Systems.
 3. To study construction of wheels and tyres.

- **Outcomes:**

After completing this unit, student will be able to

4. Apply the principle on various transmission components
5. Select the suitable transmission components and Systems.
6. Understand the construction of wheels and tyres.

Unit Content:Necessity of transmission system, Automobile clutch- requirements, types & functions of- Single plate, Multi-plate and Centrifugal clutches. Fluid flywheel. Types of automotive gearboxes- sliding mesh, Constant mesh and Synchromesh gearbox. Overdrive, Principle of operation of automatic transmission, Torque converter, Propeller shaft, Universal and slip joint, Final drive and its types, Differential, Construction and types of rear axles, Introduction to wheels and tyres.

- **Content Delivery Methods:** 1. Chalk and Board
2. Demonstrations
3. PPT and Videos

UNIT 4. Automobile Electricals:

03

- **Prerequisite:** Basic principles of Electrical Engineering.
- **Objectives:**
 7. To study the principles of various Electrical systems and accessories.
 8. To study construction and working of various Electrical systems and accessories.
- **Outcomes:**
After completing this unit, student will be able to
 9. Apply the principle on various Electrical systems and accessories

Understand the construction of and working of various Electrical systems and accessory
Unit Content: Automotive batteries-construction and working of lead acid battery, Head light, Electric horn, Electric fuel Gauge- thermostatic & balancing coil type, Wiper, side indicator circuit, Speedo meter.

- **Content Delivery Methods:** 1. Chalk and Board
2. Demonstrations
3. PPT and Videos

Section II

UNIT 5. Steering System:

06

- **Prerequisite:** Knowledge of Materials, Principle of steering, Friction, Toothed gear design.
- **Objectives:**
 1. To understand steering layout various types of steering gear boxes
 2. To understand steering geometry, wheel alignment
 3. To understand Power steering

- **Outcomes:**
After completing this unit, student will be able to
 1. Get basic knowledge of steering layout, steering geometry, wheel alignment, wheel alignment
And methods to correct it
 2. Get basic knowledge of various power steering.

Unit Content: Function of steering, Steering system layout, Automotive steering mechanism –Ackerman and Davis, Types of steering gear boxes, Condition for true rolling, Steering geometry-Camber, Caster, King pin inclination, Included angle, Toe-in and Toe-out, Wheel alignment, Slip angle, Under steer & over steer, Types and working of power steering (Numerical).

- **Content Delivery Methods:** 1. Chalk and Board
2. Demonstrations
3. PPT and Videos

UNIT 6. Braking System:

06

- **Prerequisite: Knowledge of Materials, Friction,** Theory of machines

- **Objectives:**

1. To understand various Braking systems
2. To understand braking force, stopping distance, dynamic load calculations

- **Outcomes:**

After completing this unit,

1. Students get basic knowledge of various Braking systems
2. Students are able to do braking force, stopping distance, dynamic load calculations

Unit Content: Requirements and Function of automotive brake system, Classification of brakes, Drum & Disc brakes. Hydraulic & Air brake systems. Power brakes, Anti-lock braking, Calculation of braking force required, stopping distance and dynamic weight transfer. (Numerical)

- **Content Delivery Methods:** 1. Chalk and Board
2. Demonstrations
3. PPT and Videos

UNIT 7. Suspension Systems: 04

- **Prerequisite: Knowledge of Materials,** springs, Machine design.

- **Objectives:**

1. To understand various Suspension systems
2. To understand Hotchkiss and Torsion tube drive

- **Outcomes:**

After completing this unit, student will be having basic knowledge of

1. Various Suspension systems
2. Reaction members, Hotchkiss and Torsion tube drive

Unit Content: Suspension requirements, Sprung and Un sprung mass, Types of automotive suspension systems- Conventional and Independent, Types of springs-Leaf spring and coil springs, Shock absorber, Reaction members-Radius rod, Stabilizer bar, Air suspension system. Hotchkiss and Torsion tube drive

- **Content Delivery Methods:** 1. Chalk and Board
2. Demonstrations
3. PPT and Videos

8. Modern Trends:

04

- **Prerequisite: Basic Knowledge of Electrical and Electronics**

- **Objectives:**

1. To understand various Electronic control modules, sensors and Actuators
2. To understand Recent trends in Vehicles, safety devices

- **Outcomes:**

After completing this unit, student will be having basic knowledge of

1. Various Electronic control modules, sensors and Actuators
2. Recent trends in Vehicles, safety devices

Unit Content: Engine electronic control modules, Introduction to Sensors and actuators used in automobile controls, Hybrid vehicles, Electrical vehicle layouts, solar vehicles, safety devices, fuel cells.

- **Content Delivery Methods:** 1. Chalk and Board
2. Demonstrations
3. PPT and Videos
- **Term Work:**
Minimum six experiments from Group A and two experiment from Group B are to be performed

- **Group A.**

1. Study and demonstration of four wheeler chassis layout.
2. Study and Demonstration of working of automobile clutches.
3. Study and demonstration of synchromesh gearbox.
4. Study and demonstration of final drive and differential.
5. Study and demonstration of working Hydraulic braking system.
6. Study and demonstration of steering gear boxes.
7. Study and demonstration of suspension systems used in four-wheeler.
8. Study and demonstration of battery and electrical starting system
9. Study and demonstration of (a) Electric horn. (b) Electric fuel Gauge.
(c) Flasher unit. (d) Wiper circuit

- **Group B.**

1. Demonstration of wheel balancing and wheel alignment.
2. Visit to servicing station for study of vehicle maintenance, repairs and report.
3. A case study presentation and report covering recent trends in automobiles.

Text Books:

1. Kripal Singh - Automobile Engineering – Standard publisher.
2. Automobile Mechanics -.N. K. Giri
3. Automobile Electrical Equipment -P. S. Kohali

Reference Books:

1. K. Newton and W. Seeds, T.K. Garrett, Motor Vehicle, Elsevier publications
2. Hans Hermann Braess, Ulrich Seiffen, handbook of Automotive Engineering, SAE Publications
3. William H. Crouse. Automotive Mechanics - Tata McGraw Hill Publishing House
4. Joseph Heitner, Automotive Mechanics -C.B.S Publishers And Distributors
5. SAE Manuals and Standard
8. Narang G. B. S - Automobile Engineering - S. Chand and Company Ltd.

Punyashlok Ahilyadevi Holkar Solapur University, Solapur

B.E. (Mechanical Engineering) Semester-I.

ME416 Project Work –I

Teaching Scheme

Practical – 04 Hour/week, 02 Credit

Examination Scheme

ICA- 50 Marks

Course

Objectives:

1. Application of the knowledge gained to practical situations.
2. Develop the technical problem solving ability.

Course Outcomes:

After completing Project Work –I, students will be able to;

1. Analyze the Project Problem with schematic diagram
2. Write mathematical model of the Project Problem

Guidelines for Project content & Mark Distribution:

Marks

- | | |
|--|----|
| a. Work diary and weekly reporting | 20 |
| b. Synopsis | 10 |
| c. Progress report submission and presentation | 20 |

Project Term Work:

The term work under project submitted by students shall include:

- a. Work diary and weekly reporting:

Work Diary maintained by group and countersigned by the guide weekly. The contents of work diary shall reflect the efforts taken by project group for

1. Searching suitable project work
2. Brief report, preferably on Journals/ research or conference papers/ books or literature surveyed to select and bring out the project.
3. Brief report of feasibility studies carried to implement the conclusion.
4. Proposed diagram/ Design calculations, etc.

- b. Synopsis:

The group should submit the synopsis (of 4-5 pages) in following form.

1. Title of Project
2. Names of Students
3. Name of Guide
4. Proposed work (Must indicate the scope of the work & weekly plan up to March end)
5. Approximate Expenditure (if any)

The synopsis shall be signed by the each student in the group, approved by the guide and Endorsed by the Head of the Department

Note:- 1. The project group should consist not more than four students.

- c. Progress report submission and presentation:

The group has to give a power point presentation in front of the faculty of department on the progress completed till end of first semester along with the progress report.

Punyashlok Ahilyadevi Holkar Solapur University, Solapur

B.E. (Mechanical Engineering) Semester-I

ME417 Industrial Training

Teaching Scheme

Lectures – 1 Hour/week 1Credits

Practical – Hour/week, - Credit

Examination Scheme

ESE– OE-25 Marks

ISE – Marks

ICA- 50 Marks

Course Introduction:

Industrial training is must for a fresher. Students know the theoretical knowledge but practical application of same in industry need to be understand. Students should understand working of industry, machinery, quality process, manufacturing process etc for which training is important. Student has to undergo a training of Two weeks at core Mechanical Industry either in summer vacation after second year Part – I or Third year Part - I or after Third year Part - I, i. e in winter vacation. This will help student to understand industrial culture, working, role of an engineering etc.

Course Prerequisite:

1. Student must be aware of different manufacturing processes.
 2. Student must be aware of things to be observed in industry.
 3. Student should know basics of different material handling systems, design, materials
-

Course Objectives: During this course, student is expected to

1. Be aware of Industrial culture & Organizational setup.
2. Be aware about technical report writing.

Course Outcomes: At the end of this course, student will be able to

1. Understand the Industrial culture & Organizational setup.
2. Write technical report and give presentation.
3. Correlate theoretical knowledge with the actual in Industry
4. Responsibility and role of engineer in Industry

Procedure for Assessment of Industrial Training done by student

- Every student should do Industrial Training of minimum Two Weeks.
- Student should prepare a report of training done in a prescribed format before end of Part I Semester of BE. (along with a certificate from the concerned industry)
- Format of the report will be decided by the concerned guide.
- The report shall be comprehensive and presented in duplicate, typed on a standard A4 size sheet and bound.
- Every student should give presentation to project guide on industrial Training Report.
- The University oral examination will be based on the term work.

Punyashlok Ahilyadevi Holkar Solapur University, Solapur

B.E. (Mechanical Engineering) Semester- II

ME424 (C) Free Elective-II

Plastic Engineering

Teaching Scheme

Lectures – 3 Hours/week, 3 Credits

Practical – 1 Hour/week, 1 Credit

Examination Scheme

ESE– 70 Marks

ISE – 30 Marks

ISA- 25 Marks

OE- 25 Marks

Course Introduction: During this course, student is exposed to following knowledge-

1. Study of extraction, manufacturing of plastic and classification.
 2. Also study of various properties of plastic materials, comparative study of the plastics on the basis of parameters like structure, cost and processing time etc.
 3. Study and Comparison of the different processes on the basis of parameters like cost and processing time etc.
 4. Design of plastic part and molds, correct selection & design leads to compact & less cost of systems. Design & development, for an optimum process of a given job / component in a given situation.
-

Course Prerequisite: For this course, student is expected to have-

Knowledge of Engineering Chemistry and Polymers.

Knowledge of Basic Manufacturing Process.

Basic knowledge of welding processes

Basic Design Knowledge

Course Objectives: During this course, student is expected to

1. To understand the mechanism of polymerization, techniques of polymerization
 2. To provide the depth knowledge about different kinds of plastic materials based on their Structure and properties.
 3. To make the students familiar about processing of plastics and use it for different applications.
 4. To provide the knowledge of part design as well mould design for different molding processes.
-

Course Outcomes: At the end of this course, student will be able to

1. Select the plastic materials for particular end user application
 2. Predict the structure and properties of different kind of plastic material
 3. Know the processing of different plastic material based on the end user requirement.
 4. Part design as well mould design for different moulding processes.
-

Section I

Unit 1– Introduction to Plastics

No of lectures – 4

- **Prerequisite:** Knowledge of Engineering Chemistry and Polymers.

- **Objectives:**

1. To study characteristics and classification of Plastics.
2. To study different methods of testing for plastics.
3. To study the principles of various Polymerization methods.

- **Outcomes:**

After completing this unit, student will be able to

1. Understand the characteristics and classification of Plastics
2. Select the suitable testing methods for particular type of plastic.
3. Apply the principle on various Polymerization methods.

- **Unit Content:**

Definition and Classification of Plastic Materials, Properties of plastics, applications, Testing methods for plastics, additives in plastics, Monomers & Polymers, Polymerization - Types of Polymerization.

- **Content Delivery Methods:** Board, animations, videos, Chalk and talk

Unit 2– Processing of Plastics

No of lectures – 6

- **Prerequisite:** Knowledge of Basic Manufacturing Process.

- **Objectives:**

1. To study characteristics and classification of Plastics Manufacturing Process.
2. To study various methods of Plastics Manufacturing Process.

- **Outcomes:**

After completing this unit, student will be able to

1. Understand the characteristics & classification of Plastics Manufacturing Process.
2. Select the suitable methods of Manufacturing Process for particular type of plastic component.

- **Unit Content:**
Injection molding, Extrusion molding, sheet forming processes, calendaring, Blow molding, Processing of thermosetting plastics, compression molding, Transfer molding, rotational molding.
- **Content Delivery Methods:** Board, animations, videos, Chalk and talk

Unit 3– Welding of Plastics

No of lectures – 4

- **Prerequisite:** Basic knowledge of welding processes.
- **Objectives:**
 1. To study characteristics and classification of Plastics Joining Process.
 2. To study various methods of Plastics Joining Process.
- **Outcomes:**
After completing this unit, student will be able to
 1. Understand the characteristics and classification of Plastics Joining Process.
 2. Select the suitable methods of Joining Process for particular plastic component.
- **Unit Content:**
Hot gas welding, hot tool welding, High frequency induction welding, laser welding, infrared welding, ultrasonic welding, friction welding
- **Content Delivery Methods:** Board, animations, videos, Chalk and talk

Unit 4– Design of Plastic Parts

No of lectures – 6

- **Prerequisite:** Basic Design Knowledge.
- **Objectives:**
 1. To study characteristics of basic elements for proper *plastic part design*.
 2. To study design procedure of all basic elements for proper *plastic part design*.
- **Outcomes:**
After completing this unit, student will be able to
 1. Understand the characteristics of basic elements for proper *plastic part design*.
 2. Integrate the design of all basic elements for proper *plastic part design*.
- **Unit Content:**
Tolerances of molded plastics parts, allowances in plastics, Design corners, undercuts, curing time, ribs, minimum wall thickness, design of inserts, cores mold materials.
- **Content Delivery Methods:** Board, animations, videos, Chalk and talk

Section II

Unit 5– Design of compression and transfer molds

No of lectures – 6

- **Prerequisite:** Knowledge of compression and transfer moulding process.
- **Objectives:**
After completing this unit, student will be able to
 1. To study types and main parts of compression and transfer moulds.
 2. To carry out design of compression mould.

- **Outcomes:**

After completing this unit, student will be able to

1. Explain types and main parts of compression and transfer moulds.
2. Design compression mould for thermoset plastic part.

- **Unit Content:**

a) Design and main parts of compression mould, standard insert mould body, design of loading chamber, design of punch, ejectors, stripper guided pin.

b) Technology of transfer mould, types, main parts, automation in transfer mould.

- **Content Delivery Methods:** Board, animations, videos, Chalk and talk

Unit 6– Injection Mould Design

No of lectures – 6

- **Prerequisite:** Knowledge of Injection moulding process.

- **Objectives:**

After completing this unit, student will be able to

1. To study types and main parts of Injection mould.
2. To study Feed system, Temperature control system and Ejection System for Injection moulding.
3. To carry out design of injection mould.

- **Outcomes:**

After completing this unit, student will be able to

1. Explain types and main parts of Injection mould.
2. Explain Feed system, Temperature control system and Ejection System for Injection moulding.
3. Design Injection mould for a thermoplastic part.

- **Unit Content:**

Injection mould design, Single, multi cavity, semi-automatic and automatic moulds. Types of injection mould, detailed structure and working. Feed system, Temperature control system, Ejection System, application.

- **Content Delivery Methods:** Board, animations, videos, Chalk and talk

Unit 7– Cooling of plastic injection mould

No of lectures – 5

- **Prerequisite:** of coolants used for mould cooling and concept of curing time.

- **Objectives:**

After completing this unit, student will be able to

1. To study the heat quantity dissipated with cooling, cooling time required and amount of coolant required to cool the injection mould.
2. To understand summary of dimension and construction of correct cooling system.

- **Outcomes:**

After completing this unit, student will be able to

1. Calculate the heat quantity dissipated with cooling, cooling time required and amount of coolant required to cool the injection mould.
2. Explain summary of dimension and construction of correct cooling system.

- **Unit Content:**

Determining the heat quantity dissipated with cooling, heat dissipation with natural cooling, mean temperature, thermal resistance of mold body, summary of dimension and construction of correct cooling system.

- **Content Delivery Methods:** Board, animations, videos, Chalk and talk

Unit 8– Introduction of advanced Plastics

No of lectures – 3

- **Prerequisite:** Knowledge of thermoplastic and thermosetting plastic materials and their basic applications.

- **Objectives:**

After completing this unit, student will be able to

1. To study the concept of composite plastics, polymer degradation and biodegradable plastics.
2. To study advanced application of plastics in various fields.

- **Outcomes:**

After completing this unit, student will be able to

1. Explain the concept of composite plastics, polymer degradation and biodegradable plastics.
2. Explain advanced application of plastics in various fields

- **Unit Content:**

Introduction to composite plastics, Introduction of polymer degradation and biodegradable plastics, advanced application like Agriculture, Packaging, Building, Transport, Electrical, Electronics, Medical and Furniture

- **Content Delivery Methods:** Board, animations, videos, Chalk and talk

- **Term Work:**

1. Introduction to plastic material and processes 2 Turns
 2. Injection mould design for simple component 2 Turns
 3. Design of Blow Mould 2 Turns
 4. Design of Compression mould 2 Turns
 5. Case study for mould manufacturing 2 Turns
 6. **Visit to Plastic industry (Thermo sets & Thermo Plasts)**
-

Punyashlok Ahilyadevi Holkar Solapur University, Solapur

B.E. (Mechanical Engineering) Semester-I.

ME425 Project Work -II

Teaching Scheme

Practical – 04 Hour/week, 02 Credit

Examination Scheme

Oral Exam –100 Marks

ICA- 100 Marks

Course Objectives:

1. Manufacturing/modeling the project work.
2. Analyzing/comparing/evaluating the result of the project work.

Course Outcomes:

After completing Project Work –I, students will be able to;

1. Present the work in the Journal/conference/workshop
2. Apply for patent/IPR

Guidelines for Project contents & mark distribution:

a) Work diary and weekly reporting:	20
b) Project Report	: 40
c) Presentation	: 40

Project Report:

Project report should be of 25 to 50 pages (More pages can be used if needed). For Standardization of the project reports the following format should be strictly followed.

1. Page size: Trimmed A4
2. Top Margin: 1.00 Inches
3. Bottom Margin: 1.32 Inches
4. Left Margin: 1.5 Inches
5. Right Margin: 1.0 Inches
6. Para Text: Times New Roman 12 point font
7. Line Spacing: 1.5 Lines
8. Page Numbers: Right aligned at footer, font 12 point Times New Roman
9. Headings: New Times Roman, 14 point, Boldface
10. Certificate:

All students should attach standard format of Certificate as described by the Department. Certificate should be awarded to batch and not individual student Certificate should have signatures of Guide, Principal, and External Examiner. Entire Report has to be segmented chapter wise as per the requirement.

11. Index of Report:

- i) Title Sheet
- ii) Certificate from Guide/ College
- iii) Acknowledgement
- iv) Abstract (Brief content of the work)
- v) List of Figures
- vi) List of Table

1. Introduction (History, Importance of Project Area, Problem identification, Objective of the Project)

2. Literature Review
3. Design/ Experimentation/ Fabrication/ Production/ Actual work carried out for the same.
4. Observation/ Analysis/ Findings/Results
5. Discussion on Results and Conclusion

References:

12. References or Bibliography: References should have the following format

For Books: "Title of Book"; Authors; Publisher; Edition;

For Papers: Authors, Year of Publication, "Title of Paper"; Conference Details/
General Details; Page No.

b) Presentation:

The group has to prepare a power point presentation on project report, project and present it in front of the faculty of department along with the demonstration of the project.

One copy of the report should be submitted to Institute/ Department, One copy to Guide and one copy should remain with each student of the project group. (Sample Format for Project Work Diary):

Project Progress Sheet

Activity Week: Date from..... to.....

Description of the Work Performed by the student:

(Literature Survey /Design/ Drawings /Purchase/ Manufacturing / Testing/Data Collection/Analysis/Algorithm/Flowchart/Simulation)

.....

Space for Drawings:

Constraint / Problem Found:

.....

.....

Activity to be carried out in next week:

.....

.....

Remarks by the Guide/ Co-Guide:

.....

.....

Date: Sign of Guide/Co-Guide:



Punyashlok Ahilyadevi Holkar Solapur University, Solapur



Name of the Faculty: Science & Technology

CHOICE BASED CREDIT SYSTEM

Syllabus: Computer Science & Engineering

Name of the Course: B.E.- IV (Sem. VII & VIII)

(Syllabus to be implemented from w.e.f. June 2019)



PUNYASHLOK AHILYADEVI HOLKAR SOLAPUR UNIVERSITY, SOLAPUR

Faculty of Engineering & Technology
Structure of B.E.Computer Science and Engineering wef. 2019-2020
Choice Based Credit System Syllabus

Semester I

Course Code	Theory Course Name	Hrs./week			Credits	Examination Scheme			
		L	T	P		ISE	ESE	ICA	Total
CS411	Advanced Computer Architecture	3	1	--	4	30	70	25	125
CS412	Distributed Systems	3	--	--	3	30	70	--	100
CS413	Modern Database Systems	4	--	--	4	30	70	--	100
CS 414A to CS 414C	Elective –I	3	--	--	3	30	70	--	100
CS 415A to CS 415C	Elective-II	3	1	--	4	30	70	25	125
CS416	# Programming with Python	2	--	--	2	--	--	25	25
	Sub Total	18	02		20	150	350	75	575
	Laboratory						POE	OE	
CS412	Distributed Systems	--	--	2	1	--	--	25	25
CS413	Modern Database Systems	--	--	2	1	--	50	--	75
CS416	Programming with Python	--	--	2	1	--	50	--	50
CS417	Project Phase-I	--	--	4	2	--	50	--	75
CS418	Vocational Training	--	--			--	--	25	25
	Sub Total				5		150	--	100
	Grand Total	18	02	10	25	150	500	175	825

Abbreviations: L- Lectures, P –Practical, T- Tutorial, ISE- In Semester Exam, ESE - End Semester Exam, ICA- Internal Continuous Assessment, ESE - University Examination (Theory &/ POE &/Oral examination)

Semester II

Course Code	Theory Course Name	Hrs./week			Credits	Examination Scheme			
		L	T	P		ISE	ESE	ICA	Total
CS421	Management Information System	3	1	--	4	30	70	25	125
CS422	Information and Cyber Security	3	--	--	3	30	70	--	100
CS423A to CS423C	Elective-III	3	1	--	4	30	70	25	125
CS424A to CS424C	Elective-IV	3	--	--	3	30	70	--	100
CS425	# Web Technology	2	--	--	2	25	--	--	25
	Sub Total	14	02	--	16	145	280	50	475
	Laboratory						POE	OE	
CS422	Information and Cyber Security	--	--	2	1	--	50	--	75
CS425	Web Technology	--	--	4	2	--	50	--	75
CS424	Elective-IV	--	--	2	1	--	--	25	25
CS426	Project Phase-II	--	--	6	3	--	100	--	175
	Sub Total				7		200	150	350
	Grand Total	14	02	14	23	145	480	200	825


Abbreviations: L- Lectures, P –Practical, T- Tutorial, ISE- In Semester Exam, ESE - End Semester Exam, ICA- Internal Continuous Assessment, ESE - University Examination (Theory &/ POE &/Oral examination)

Elective I CS414A : Internet of Things CS414B : Wireless Adhoc Networks CS414C : Artificial Intelligence	Elective II CS415A : Business Intelligence CS415B : Data Mining CS415C : Object Oriented Modeling and Design
Elective III CS423A : Big data Analytics CS423B : Human Computer Interaction CS423C : Artificial Neural Network	Elective IV CS424A : Software Testing and Quality Assurance CS424B : Cloud Computing CS424C : Machine Learning

Note: Appropriate electives may be added or deleted as and when required.

Note :

- Batch size for the practical /tutorial shall be of 15 students. On forming the batches, if the strength of remaining student exceeds 7, then a new batch shall be formed.
- Vocational Training (evaluated at B.E. Part-I) of minimum 15 days shall be completed in any vacation after S.E. Part-II but before B.E. Part-I & the report shall be submitted and evaluated in B.E. Part-I
- Appropriate Elective I & II Subjects may be added when required.
- Curriculum for Humanities and Social Sciences Self Learning Modules is common for all under graduate programmes of faculty of Engineering and Technology
- Project group for B.E.(CSE) Part I and Part II shall be of size 4 to 5 students
- Term work assessment shall be a continuous process based on student's performance in – class tests, assignments, homework, subject seminars, quizzes, laboratory books and their interaction and attendance for theory and lab sessions as applicable





SOLAPUR UNIVERSITY, SOLAPUR

FACULTY OF ENGINEERING & TECHNOLOGY

COMPUTER SCIENCE & ENGINEERING

Structure & syllabus for

T.E. (Computer Science & Engineering)

w.e.f. Academic Year 2018-19

Choice Based Credit System



SOLAPUR UNIVERSITY, SOLAPUR
Faculty of Engineering & Technology
Third Year (Computer Science and Engineering)

Choice Based Credit System Syllabus Structure of T.E.Computer Science and Engineering W.E.F. 2018-2019 Semester I

Course Code	Theory Course / Name	Hrs./Week			Credits	Examination Scheme				
		L	T	P		ISE	ESE	ICA	Total	
CS311	Operating System Concepts	3	--	---	3	30	70	--	100	
CS312	System Programming	3	--	---	3	30	70	--	100	
CS313	Database Engineering	4	--	---	4	30	70	-	100	
CS314	Design and Analysis of Algorithms	3	1	---	4	30	70	25	125	
CS315	Computer Organization	3	1	---	4	30	70	25	125	
CS316	Java Programming	2	---	---	2	25	--	--	25	
SLH31	Self Learning Module 1	--	---	---	2	--	50	--	50	
Sub Total		18	02		22	175	400	50	625	
Laboratory										
							ESE			
							POE	OE		
CS311	Operating System Concepts	---		2	1	---	50	--	25	75
CS312	System Programming	---		2	1	---	---	--	25	25
CS313	Database Engineering	---		2	1	---	50	--	25	75
CS316	Java Programming	---		4	2	---	50	--	25	75
Sub Total		---	---	10	5		150	100	250	
Grand Total		18	02	10	27	175	550	150	875	

- Abbreviations: L- Lectures, P –Practical, T- Tutorial, ISE- In Semester Exam, ESE - End Semester Exam, ICA- Internal Continuous Assessment, ESE - University Examination (Theory &/ POE &/Oral examination)

Choice Based Credit System Syllabus Structure of T.E.Computer Science and Engineering W.E.F. 2018-2019 Semester II

Course Code	Theory Course / Name	Hrs./Week			Credits	Examination Scheme				
		L	T	P		ISE	ESE	ICA	Total	
CS321	Compiler Construction	4	--	--	4	30	70	--	100	
CS322	Unix Operating System	3	--	--	3	30	70	--	100	
CS323	Mobile Computing	3	1	--	4	30	70	25	125	
CS324	Software Engineering	3	1	--	4	30	70	25	125	
CS325	Mobile Application Development	3	--	--	3	30	70	--	100	
CS 326	Programming in C# net	2	--	--	2	25	---	--	25	
SLH 32	Self Learning Module 2	--	--	--	2		50	--	50	
Sub Total		18	02		22	175	400	50	625	
Laboratory										
							ESE			
							POE	OE		
CS321	Compiler Construction	--	--	2	1	---	--	---	25	25
CS322	Unix Operating System	--	--	2	1	---	---	---	25	25
CS325	Mobile Application Development	--	--	2	1	---	50	---	25	75
CS326	Programming in C# net	--	--	2	1	---	50	---	25	75
CS327	Mini Project	--	--	2	1	---	50	---	---	50
Sub Total		---	--	10	5	---	150	100	250	
Grand Total		18	02	10	27	175	550	150	875	

- Abbreviations: L- Lectures, P –Practical, T- Tutorial, ISE- In Semester Exam, ESE - End Semester Exam, ICA- Internal Continuous Assessment, ESE - University Examination (Theory &/ POE &/Oral examination)

<p>Self Learning Module 1 Subjects for Humanities and Social Sciences (HSS)</p> <ol style="list-style-type: none"> 1. Economics 2. Psychology 3. Philosophy 4. Sociology 5. Humanities 	<p>Self Learning Module 2 Subjects for Self Learning for Technical Subjects</p> <ol style="list-style-type: none"> 1. Computer Modeling and Simulation 2. Software licenses and practices 3. Network set up & management tools 4. Ethical Hacking 5. Data Science 6. UI Technologies
--	---

Note:

1. The Internal Continuous Assessment (ICA) will be assessed based on continuous internal evaluation including class tests, assignments, performance in laboratories, Interaction in class, quizzes and group discussions as applicable.
2. The batch size for practical/tutorials be of 15 students. On forming the batches, if the strength of remaining students exceeds 7 students, then a new batch may be formed.
3. Mini Project shall consist of developing small software based on tools & technologies learnt in SE and TE
4. Student shall select one Self Learning Course at T.E. Part I and T.E. Part II each from 'Humanities & Social Sciences (HSS)' and 'Technical' Group respectively.
5. For TE Part I -
 - A. Student can select a Self Learning Course from Solapur University, Solapur HSS Course List and appear for its examination as and when conducted by Solapur University, Solapur.

OR

- B. Student can enroll for National Programme on Technology Enhanced Learning (NPTEL) course, complete its assignments and appear for certificate examination as and when conducted by NPTEL.

For more details about Self Learning Course (HSS) please refer to separate rule document available from Solapur University, Solapur

More details about NPTEL are available at <http://nptel.ac.in>

6. Project group for T.E.(CSE) Part II Mini Project shall be of 4 / 5 students
7. Vocational Training (evaluated at B.E. Part-I) of minimum 15 days shall be completed in any vacation after S.E. Part-II but before B.E. Part-I & the report shall be submitted and evaluated in B.E. Part-I
8. Curriculum for Humanities and Social Sciences Self Learning Modules is common for all under graduate programmes of faculty of Engineering and Technology.

Punyashlok Ahilyadevi Holkar Solapur University, Solapur



Name of the Faculty: Science & Technology

CHOICE BASED CREDIT SYSTEM

**Syllabus: Electronics and Telecommunication
Engineering**

Name of the Course: B.E.- IV (Sem. VII & VIII)

(Syllabus to be implemented from w.e.f. June 2019)

Punyashlok Ahilyadevi Holkar Solapur University, Solapur

Faculty of Engineering & Technology

CBCS structure of B.E.Electronics & Telecommunication Engineering W.E.F. 2019-20

Semester I

Course Code	Theory Course Name	Hrs./week			Credits	Examination Scheme				
		L	T	P		ISE	ESE	ICA	Total	
ET411	Computer Communication Network	4	--	--	4	30	70	25	125	
ET412	Embedded System Design	4	--	--	4	30	70	25	125	
ET413	Satellite Communication	3	1	--	4	30	70	25	125	
ET414	Database Management System (DBMS)	3	1	--	4	30	70	25	125	
ET415	Elective - I	4	--	--	4	30	70	25	125	
ET416	Seminar & Project	--	--	--	--	--	--	25	25	
ET417	Vocational Training	--	--	--	--	--	--	25	25	
Sub Total		18	2	--	20	150	350	175	675	
Course Code	Laboratory Course Name									
							ESE			
							POE	OE		
ET411	Computer Communication Network	--	--	2	1	--	50	--	--	50
ET412	Embedded System Design	--	--	2	1	--	50	--	--	50
ET413	Satellite Communication	--	--	--	--	--	--	--	--	--
ET414	Database Management System (DBMS)	--	--	--	--	--	--	--	--	--
ET415	Elective - I	--	--	2	1	--	--	--	--	--
ET416	Seminar & Project	--	--	4	2	--	--	50	--	50
ET417	Vocational Training	--	--	--	1	--	--	--	--	--
Sub Total		--	--	10	6	--	150		--	150
Grand Total		18	2	10	26	150	500		175	825

Elective I

ET415A--- Image & Video Processing

ET415B---Optimization Techniques

ET415C---Electronic Product Design

ET415D---Advanced DSP

Punyashlok Ahilyadevi Holkar Solapur University, Solapur

Faculty of Engineering & Technology (Revised from 2018-19)

CBCS structure of B.E. Electronics & Telecommunication Engineering W.E.F. 2019-20

Semester II

Course Code	Theory Course Name	Hrs./week			Credits	Examination Scheme				
		L	T	P		ISE	ESE	ICA	Total	
ET421	Internet of Things (IoT)	3	1	--	4	30	70	25	125	
ET422	Multimedia Communication Technique	4	--	--	4	30	70	25	125	
ET423	VLSI Design	4	--	--	4	30	70	25	125	
ET424	Elective – II	4	--	--	4	30	70	25	125	
ET425	Project	--	--	--	--	--	--	100	100	
Sub Total		15	1	--	16	120	280	200	600	
Course Code	Laboratory Course Name						ESE			
							POE	OE		
ET421	Internet of Things (IoT)	--	--	--	--	--	--	25	--	25
ET422	Multimedia Communication Technique	--	--	2	1	--	--	50	--	50
ET423	VLSI Design	--	--	2	1	--	50	--	--	50
ET424	Elective – II	--	--	2	1	--	--	--	--	--
ET425	Project	--	--	8	4	--	100	--	--	100
Sub Total		--	--	14	7	--	225	--	--	225
Grand Total		15	1	14	23	120	505	200	825	

Elective – II

ET424A---Network Security

ET424B---Soft Computing

ET424C---DSP Processors & Application

ET424D---Data Analytics

Y Note:

- Minimum strength of the students for Elective is 15.
- Term work assessment shall be a continuous process based on student's performance in class tests, assignments, homework, subject seminars, quizzes, and laboratory books and their interaction and attendance for theory and lab sessions as applicable.
- The batch size for the practical's/tutorials is of 15 students. On forming the batches, if the strength of remaining students exceeds 7 students, then a new batch be formed. For project the group shall be of three students.



SOLAPUR UNIVERSITY, SOLAPUR

FACULTY OF ENGINEERING & TECHNOLOGY

ELECTRONICS & TELECOMMUNICATION ENGINEERING

Syllabus for

T.E. (Electronics & Telecommunication Engineering)

w.e.f. Academic Year 2018-19

Choice Based Credit System



SOLAPUR UNIVERSITY, SOLAPUR

Faculty of Engineering & Technology

CBCS structure of T.E. Electronics & Telecommunication Engineering W.E.F. 2018-19

Semester I

Course Code	Theory Course Name	Hrs./week			Credits	Examination Scheme				
		L	T	P		ISE	ESE	ICA	Total	
ET311	Electro Magnetic Engg. & Radiating System	3	1	--	4	30	70	--	100	
ET312	Principles of Digital Communication	4	--	--	4	30	70	--	100	
ET313	Software Engineering & Project Management System	3	--	--	3	30	70	--	100	
ET314	Digital Signal Processing	4	--	--	4	30	70	--	100	
ET315	Microcontroller – I (8051)	4	--	--	4	30	70	--	100	
SLH31	Self Learning Course I -HSS	--	--	--	2	--	50	--	50	
Sub Total		18	1	--	21	150	400	--	550	
Course Code	Laboratory Course Name						ESE			
							POE	OE		
ET311	Electro Magnetic Engg. & Radiating System	--	--	2	1	--	--	--	25	25
ET312	Principles of Digital Communication	--	--	2	1	--	50	--	25	75
ET314	Digital Signal Processing	--	--	2	1	--	25	--	25	50
ET315	Microcontroller – I (8051)	--	--	2	1	--	50	--	25	75
ET316	Electronic Software Lab-III	--	1	2	2	--	--	--	50	50
Sub Total		--	2	10	6	--	125		150	275
Grand Total		18	2	10	27	150	525		150	825

Abbreviations: L- Lectures, P –Practical, T- Tutorial, ISE-In Semester Exam., ESE - End Semester Exam, ICA- Internal Continuous Assessment ESE - University Examination (Theory &/ POE &/Oral examination)



SOLAPUR UNIVERSITY, SOLAPUR
Faculty of Engineering & Technology

CBCS structure of T.E. Electronics & Telecommunication Engineering W.E.F. 2018-19

Semester II

Course Code	Theory Course Name	Hrs./week			Credits	Examination Scheme			
		L	T	P		ISE	ESE	ICA	Total
ET321	Radar & Microwave Engineering	4	-	-	4	30	70	-	100
ET322	Microcontroller-II (PIC)	4	-	-	4	30	70	-	100
ET323	Electronics Applications & System Design	4	1	-	5	30	70	-	100
ET324	Optical Communication	3	-	-	3	30	70	-	100
ET325	Mobile Communication	3	1	-	4	30	70	-	100
ET327	Self Learning Course II- Technical	-	-	-	2	--	50	-	50
Sub Total		18	2	-	22	150	400	--	550
Course Code	Laboratory Course Name								
							ESE		
							POE	OE	
ET321	Radar & Microwave Engineering	-	-	2	1	-	-	-	25
ET322	Microcontroller-II (PIC)	-	-	2	1	-	50	-	25
ET323	Electronics Applications & System Design	-	-	2	1	-	-	#50	25
ET324	Optical Communication	-	-	2	1	-	-	25	25
ET325	Mobile Communication	--	--	--	--	-	-	-	25
ET327	Mini Hardware Project	-	-	2	1	-	-	-	25
Sub Total			-	10	5	-	125		150
Grand Total		18	2	10	27	150	525		150

Abbreviations: L- Lectures, P –Practical, T- Tutorial, ISE-In Semester Exam., ESE - End Semester Exam, ICA- Internal Continuous Assessment ESE - University Examination (Theory &/ POE &/Oral examination)



Solapur University, Solapur

T.E. (Electronics and Telecommunication Engineering) Semester-II

ET 326-MINI PROJECT (HARDWARE)

Teaching Scheme

Practical – 2 Hours/week, 1 Credit

Examination Scheme

ICA – 25 Marks

This course is introduced to enable students to apply the knowledge and skills learned out of courses studied to solve/implement predefined practical problem. The Project work may be beyond the scope of curriculum of courses for learning additional skills, developing the ability to define, design, analysis and implementation of the problem and lead to its accomplishment with proper planning.

Course Prerequisite:

Student shall have knowledge of PCB designing, circuit designing, testing, soldering.

Course Objectives:

- 1) To produce PCB artwork using an appropriate EDA tool.
 - 2) To practice good soldering, testing, fault detection and effective trouble-shooting.
 - 3) To design and implement application based hardware project.
 - 4) To present technical seminar and display the project.
-

Course Outcomes:

Students will be able to

- 1) Produce PCB artwork using an appropriate EDA tool.
 - 2) Practice good soldering, testing, fault detection and effective trouble-shooting.
 - 3) Design and implement application based hardware project.
 - 4) Present technical seminar and display the project.
-

1) Guidelines for project implementation:

- 1) Project group should be not more than 3 students per group.
- 2) Domains for projects may be based on a particular application from the following, but not limited to:
 - i. Instrumentation and Control Systems
 - ii. Electronic Communication Systems
 - iii. Biomedical Electronics

- iv. Power Electronics
 - v. Audio, Video Systems
 - vi. Embedded Systems
 - vii. Mechatronics Systems
- 3) Week 1 & 2: Formation of groups, searching of an application based hardware project
 - 4) Week 3 & 4: Finalization of Mini project & Distribution of work.
 - 5) Week 5 & 6: PCB artwork design using an appropriate EDA tool & Simulation.
 - 6) Week 7 & 8: Procurement of electronic components for the project & PCB manufacturing.
 - 7) Week 9, 10 & 11: Hardware assembly, testing, fabrication
 - 8) Week 12: Demo, Group presentation & report submission

2) Guidelines for group seminar:

- 1) The seminar shall consist of the Literature Survey, Market survey, Basic project work and Applications of Mini project.
 - 2) Seminar Assessment shall be based on Innovative Idea, Presentation skill, depth of understanding, Applications, Future Scope and Individual Contribution.
1. A certified copy of seminar/ project report shall be required to be presented to external examiner at the time of final examination.



PUNYASHLOK AHILYADEVI HOLKARSOLAPUR UNIVERSITY, SOLAPUR
Faculty of Science & Technology
Credit System structure of S. Y. B. Tech. Civil Engg., Semester- III, (W.E.F. 2019-2020)

Course Code	Theory Course Name	Hrs./week				Credits	Examination Scheme				
		L	T	P	D		ISE	ESE	ICA	Total	
CV211	Concrete Technology, Material Testing & Evaluation	3	-	-	-	3	30	70	-	100	
CV212	Surveying & Geomatics	3	-	-	-	3	30	70	-	100	
CV213	Building Construction & Drawing	2	-	-	-	2	30	70	-	100	
CV214	Introduction to Fluid mechanics	3	-	-	-	3	30	70	-	100	
CV215	Engineering Geology	2	-	-	-	2	30	70	-	100	
CV216	Introduction to Solid Mechanics	3	1	-	-	4	30	70	-	100	
CV217	Energy Science & Engineering	1	-	-	-	1	25	-	-	25	
	Total	17	1	-	-	18	205	420	-	625	
	Laboratory/Drawings							POE	OE		
CV211	Concrete Technology, Material Testing & Evaluation	-	-	2	-	1	-	-	-	25	25
CV212	Surveying & Geomatics	-	-	2	-	1	-	25	-	25	50
CV213	Building Construction & Drawing	-	-	-	2	1	-	-	-	25	25
CV214	Introduction to Fluid mechanics	-	-	2	-	1	-	25	-	25	50
CV215	Engineering Geology	-	-	2	-	1	-	25	-	25	50
CV218	Lab practice	-	-	2	-	1	-	-	-	25	25
	Total	-	-	10	-	6	-	75	150	225	
	Grand Total	17	1	10	2	24	205	495	150	850	
	Environmental Science	1	-	-	-	-	-	-	-	-	

Abbreviations: L- Lectures, P –Practical, T- Tutorial, D- Drawing, ISE -Internal Tests, ESE - University Examination (Theory &/ POE &/Oral examination), ICA- Internal Continuous Assessment.



Punyashlok Ahilyadevi Holkar Solapur University, Solapur
S. Y. B. Tech. (Civil Engineering) Semester- III
CV213: BUILDING CONSTRUCTION AND DRAWING

Teaching Scheme

Lectures – 2 Hours/week, 2 Credits

Drawings – 2 Hour/week, 1Credit

Examination Scheme

ESE – 70 Marks

(Theory Paper of 4 Hours duration)

ISE – 30 Marks

ICA- 25 Marks

Course Objectives:

- 1) To introduce students to functional requirements of buildings.
- 2) To introduce students to Scale and various types of Scale.
- 3) The impart knowledge of various building components such as door, windows, arches, floors etc along with its functions and method of construction.
- 4) To explain methodology adopted for design of various types of staircases.
- 5) To enable students to draw perspective view of a building.
- 6) To make the student conversant with various building finishes, ventilation and air conditioning principles

Course Outcomes:

After successful completion of this course the students will be able to:

- 1) Elucidate functional requirements of buildings and types of foundation and its suitability.
- 2) Draw neat drawings of different building components such as doors, windows, stairs etc with the suitable scale using CADD software.
- 3) Design different types of staircases commonly used in residential and public buildings.
- 4) Draw neat perspective view drawings of an object and given small residential building.
- 5) Select appropriate ventilation systems and building finishes.

6. Doors
7. Windows
8. Staircases
9. Perspective drawing of object and one G+1 Residential building (Ready plan).

(B) Drawing using CADD software to be done:

1. Double leaf paneled doors
2. Double leaf paneled window
3. Open well staircase

Prints of these CADD drawings will form a part of 'Term work'.

- Site Visit for learning construction details of a residential building. A visit report to be drafted and submitted as a part of term work.

TEXT BOOKS

- 1) A text book of Building Construction- Arora & Bindra- Dhanpat Rai Publication, New Delhi.
- 2) Building Construction- Sushil Kumar- Standard Publishers, Delhi.
- 3) Building Construction – Arora & Gupta –Satya Prakashan, New Delhi.
- 4) Principles of Building Drawing- M.G. Shah and C.M. Kale.
- 5) A course in Civil Engineering Drawing- V.B. Sikka – S.K.Katariya & Sons, Delhi.
- 6) Civil Engineering Construction Materials, S.K. Sharma, KBP House
- 7) Engineering Drawing + AutoCAD , by K.Venugopal , New Age International Publishers
- 8) Mastering AutoCAD 2019 and AutoCAD LT 2019, George Omura and Brian C. Benton, SYBEX Publishers.

REFERENCE BOOKS

1. Building Technology- Ivor H. Seely.
2. Building Construction-Makay vol. I & II
3. National Building Code of India-SP7- Indian Standards Delhi.
4. Various IS Specifications for Drawings, Symbols, Conventional Signs as per IS 962-1967- Indian Standards Delhi.
5. Building Construction A to Z – Mantri.
6. Building Materials- TTTI, Chandigadh.
7. Building Construction- S.S. Bhavikatti- Vikas Publishing House Pvt. Ltd., Noida.
8. Building Materials- S.S. Bhavikatti- Vikas Publishing House Pvt. Ltd., Noida.



PUNYASHLOK AHILYADEVI HOLKAR
SOLAPUR UNIVERSITY, SOLAPUR
S. Y. B. Tech. (Civil Engineering) Semester- III
CV215: ENGINEERING GEOLOGY

Teaching Scheme

Lectures – 2 Hrs/Week, 2 Credits

Practical – 2 Hr/Week, 1 Credit

Examination Scheme

ESE – 70 Marks

ISE - 30 Marks

ICA- 25 Marks

ESE (POE) - 25 Marks

Course Objectives:

- 1) To identify the main and most common igneous, sedimentary and metamorphic rocks encountered by foundations and construction.
- 2) To identify and define the main morphological and geological characteristics as shown on maps.
- 3) Analyse geological parameters important in geotechnical engineering studies.
- 4) To establish and describe topographical and geological sections,
- 5) Identify potential geological hazards such earthquakes, landslides, flooding to various civil engineering structures and ways of preventing and dealing with them

Course Outcomes: At the end of course students will be able to:

- 1) To describe issues concerning the geological formations and geological structure of a region
- 2) To distinguish the characteristics of the most important geological formations and problems that may arise in the various civil engineering projects in such formations.
- 3) To interpret and explain the geological structures in the geological maps and cross sections.
- 4) To assess and appropriately adjust the results of geological study in order to ascertain secure construction and operation of a civil engineering projects like dams, reservoirs hilly roads and railway tracks.
- 5) To receive, analyze and evaluate data and appropriately and solve technical as well as ground water related problems.

10) Identification of Subsurface rock with the help of Resistivity Instrument.

A Study tour to the place worth visiting from Engineering Geological point of view.

A journal containing complete record of above practical work shall be examined as 'Internal Continuous Assessment'. Practical Examination shall be based on practical course. Case study of any engineering structure with respect to geological investigation

Text Books:

- 1) Engineering and General Geology, Parbin Singh, 8th Edition (2010), S. K. Kataria & Sons. Text Book of Engineering Geology, N. Chenna Kesavulu, 2nd Edition (2009), Macmillan Publishers India.
- 2) Geology for Geotechnical Engineers, J. C. Harvey, Cambridge University Press (1982).
- 3) A Text Book of Engineering Geology by R.B. Gupte -P.V.G. Publications, Pune
- 4) A Text Book of Engineering Geology by N. Chenna Kesavulu.
- 5) Text Book of Engineering Geology, N. Chenna Kesavulu, Macmillan Publishers
- 6) Engineering Geology for Civil Engineers, Varghese P.C, PHI
- 7) Engineering Geology, Subinoy Gangopadhyay, Oxford University

Reference Books

- 1) Geology and Engineering by R. Legget- McGraw Hill Book Co., London.
- 2) Physical Geology by Arthur Holmes-ELBS Publication.
- 3) Principles of Petrology by G.W. Tyrrel.



PUNYASHLOK AHILYADEVI HOLKAR SOLAPUR UNIVERSITY, SOLAPUR

Faculty of Science & Technology

Credit System structure of S. Y. B. Tech. Civil Engg., Semester – IV, W. E.F. 2019-2020

Course Code	Theory Course Name	Hrs./week				Credits	Examination Scheme			
		L	T	P	D		ISE	ESE	ICA	Total
CV221	Water Supply Engineering	3	-	-	-	3	30	70	-	100
CV222	Building Planning & Design	3	-	-	-	3	15	35	-	50
CV223	Hydraulic Engineering	3	-	-	-	3	30	70	-	100
CV224	Open Elective-I: ICT for development	2	-	-	-	2	50	-	-	50
CV225	Structural Analysis	3	-	-	-	3	30	70	25	125
CV226	Engineering Mathematics-III	3	1	-	-	4	30	70	25	125
	Total	17	1	-	-	18	185	315	50	550
	Laboratory/Drawings:							POE	OE	
CV221	Water Supply Engineering	-	-	2	-	1	-	-	-	25
CV222	Building Planning & Design	-	-	-	2	1	-	75	-	50
CV223	Hydraulic Engineering	-	-	2	-	1	-	-	-	25
CV224	Open Elective- I : ICT for development	-	-	2	-	1	-	-	-	50
CV227	Computer Programming & Numerical Methods	2	-	2	-	3	-	50	-	25
	Total	2	0	8	2	7	-	125	175	300
	Grand Total	19	1	8	2	25	185	415	225	850
	Environmental Science	1	-	-		-	-	-	-	-

Abbreviations: L- Lectures, P –Practical, T- Tutorial, D- Drawing, ISE -Internal Tests, ESE - University Examination (Theory &/ POE &/Oral examination), ICA- Internal Continuous Assessment.



SOLAPUR UNIVERSITY, SOLAPUR

S. Y. B. Tech. (Civil Engineering) Semester- IV CV221: WATER SUPPLY ENGINEERING

Teaching Scheme

Lectures – 3 Hrs/Week, 3 Credits
Practicals- 2 Hrs/Week, 1 Credit

Examination Scheme

ISE – 30 Marks
ESE –70 Marks
ICA-25 Marks

Course Objectives:

1. To acquaint the students with drinking water quality standards and forecast water demands.
2. To study the various units of water treatment plants, treatment procedures and sequencing of water treatment units for various sources of water.
3. To enable the students to carry out design of water distribution systems and appurtenances using appropriate methods.
4. To acquaint the students with various water supply systems, and their operation and maintenance.

Course Outcomes

Upon successful completion of course the student will be able to:

1. Plan and design water conveyance systems for a rural/urban area based on population forecasts.
2. Design various water treatment units and plan their operations on the basis of raw water quality and water demand.
3. Apply knowledge of advanced water treatment processes for individual water purification units.
4. Plan and design water distribution systems
5. Identify operation and maintenance problems in water supply systems and suggest suitable solutions.

SECTION I

Unit 1: Quantity and Quality of Water

(6 Hrs)

Sources of water, Quality & Quantity of water sources, Intake work, Demand of water, factors affecting demand, Fluctuation in water demand and its effect, Design period, Population forecast. Calculations for fire demand, Water quality parameters, characteristics and their significance, Drinking water quality standards.

(B) Design /Analysis Problems on each water treatment unit / distribution system

(C) Visit to water treatment plant

Internal Continuous Assessment (ICA) submission shall consist of journals containing

1. Above mentioned Experiments
2. Visit report describing the water treatment units of the plants visited.
3. Design of distribution system by using software or programming.

TEXT BOOKS

- 1) Environmental Engineering by Peavey, H. S. Rowe, D.R. and Tchobanoglous
McGraw Hill Book Company.
- 2) Water Supply and Pollution Control by Viessman W. and Hammer M.J.
Harper Collins College Publishers.
- 3) Water and Waste Water Technology by Hammer M.J. Prentice-Hall of India Private
ltd.
- 4) Water and Wastewater Technology by G.S. Birdie and J.S. Birdie
- 5) Water Supply by Duggal K.N., S. Chand and Company.
- 6) Water Supply by Garg S.K., Khanna Publishers.
- 7) Water Supply and Waste water Disposal by Fair and Gayes, John Wiley Publication.
- 8) Water Supply Engineering by B.C. Punmia, Ashok Jain, Arun Jain, Laxmi
Publications
- 9) Environmental Engineering, S.C. Sharma, Khanna Publishing House
- 10) Basic Environmental Engineering, R.C. Gaur, Newage Publications
- 11) Water Supply and Sanitary Engineering, Rangwala, Charotar Publications

Reference Books

1. Manual on Water Supply and Treatment- Government of India Publication.-1993.
2. "Water and Waste Water Engineering Vol. I & II", John Wiley Publication, 1966. Fair
G.M, Geyer J. C, and Okun D. A.
3. "Water and Waste Water Technology", Prentice Hall of India Private Limited, 1996.
Hammer M. J.



SOLAPUR UNIVERSITY, SOLAPUR
Faculty of Engineering & Technology

Credit System structure of T. E. Civil-I, Semester- V, (Revised from 2018-2019)

Course code	Theory Course Name	Hrs./week				Credits	Examination Scheme				
		L	T	P	D		ISE	ESE	ICA	Total	
CV-311	Design of Steel Structures	3	-	-	-	3	30	70	-	100	
CV-312	Geotechnical Engg.-I	3	-	-	-	3	30	70	-	100	
CV-313	Environmental Engg.-I	3	-	-	-	3	30	70	-	100	
CV-314	Water Resources Engg. II	3	-	-	-	3	30	70	-	100	
CV-315	Transportation Engg.-I	3	-	-	-	3	30	70	-	100	
SLH-31	Self Learning (H.S.S. course)	-	-	-	-	2	-	50	-	50	
	Total	15				17	150	400	-	550	
	Laboratory/Drawings						POE	OE			
CV-311	Design of Steel Structures	-	-	2	-	1	-	-	-	25	25
CV-312	Geotechnical Engg.I	-	-	2	-	1	-	25	-	25	50
CV-316	Building Planning & Design using CADD	1	-	-	4	3	-	-	25	50	75
CV-313	Environmental Engg.I	-	-	2	-	1	-	-	-	25	25
CV-314	Water Resources Engg. II	-	-	2	-	1	-	-	25	25	50
CV-315	Transportation Engg.-I	-	-	2	-	1	-	-	-	25	25
	Total	-	-	10	4	8	-	75	175	250	
	Grand Total	16		10	4	25	150	475	175	800	

Abbreviations: L: Lectures, P: Practical, T: Tutorial, D: Drawing, ISE: In Semester Examination Tests, ESE: End Semester Examination - University Examination (Theory &/ POE &/Oral examination), ICA: Internal Continuous Assessment.

Note:

- 1) Students shall undergo a field training of total 30 days in two phases including at least 15 days in the winter vacation after T.E. Civil Part -I and at least 15 days in summer vacation after T.E. Civil Part-II. They shall submit the field training report of the first phase to the faculty associated with subject Engineering Management- I in their T.E. Part-II. They shall submit field training report of the second phase to concerned 'Project' guides in B.E. Part-I.
- 2) Internal Continuous Assessment (ICA) shall be a continuous process based on the performance of the student in assignments, class tests, quizzes, attendance and interaction during theory and lab sessions, syllabus, report presentation etc., as applicable.
- 3) The batch size for the practical/tutorial is of 15 students. On forming the batches, if the number of remaining students exceeds 7, then a new batch be formed.
- 4) Curriculum for Humanities and Social Sciences (HSS) Self Learning Courses is common for all under graduate programmes of Faculty of Engineering and Technology.
- 5) For self Learning at T.E. Civil Part I –
 - A. Student shall select a 'Self Learning Course' from Solapur University, Solapur 'HSS Course List' and appear for its examination as and when conducted by Solapur University, Solapur.
Minimum four assignments for Self Learning Modules at T. E. Part I shall be submitted by the students which shall be evaluated by a 'Module Coordinator' assigned by institute / department.

OR

- B. Student with prior approval of the institute shall select and enroll for 'National Programme on Technology Enhanced Learning (NPTEL)' course from HSS domain with minimum eight weeks duration, complete necessary assignments and appear for certificate examination as per the NPTEL schedule during respective semester.
For more details about Self Learning Course (HSS) please refer to separate rule document available from Solapur University, Solapur. More details about NPTEL are available at <http://nptel.ac.in>



T.E. (CIVIL ENGINEERING) PART- I
CV- 313 ENVIRONMENTAL ENGINEERING –I

Teaching Scheme:		Examination Scheme:	
Lectures:	3Hrs/Week, 3 Credits	ICA:	25 Marks
Practical :	2 Hrs/Week, 1 Credit	ISE:	30 Marks
		ESE (Theory)	70 Marks

Course Objectives

1. To acquaint the students with drinking water quality standards and forecast water demands.
2. To study the various units of water treatment plants, treatment procedures and sequencing of water treatment units for various sources of water.
3. To enable the students to carry out design of water distribution systems and appurtenances using appropriate methods.
4. To acquaint the students with various water supply systems, and their operation and maintenance.

Course Outcomes

Upon successful completion of course the student will be able to:

1. Plan and design water conveyance systems for a rural/urban area based on population forecasts.
2. Design various water treatment units and plan their operations on the basis of raw water quality and water demand.
3. Apply knowledge of advanced water treatment processes for individual water purification units.
4. Plan and design water distribution systems
5. Analyze operation and maintenance problems in water supply systems.

6. Turbidity
7. Residual Chlorine
8. Total Dissolved Solids through measurement of conductivity
9. Solids – Total, Suspended, dissolved, volatile and fixed
10. Dissolved Oxygen
11. Most Probable Number
12. Optimum dose of alum by jar test
13. Fluorides
14. Nitrogen
15. Irons and Manganese

(B) Design /Analysis Problems on each water treatment unit / distribution system

(C) Visit to water treatment plant

Internal Continuous Assessment (ICA) submission shall consist of journals containing

1. Above mentioned Experiments
2. Visit report describing the water treatment units of the plants visited.
3. Design of distribution system by using software or programming.

TEXT BOOKS

1. Environmental Engineering by Peavey, H. S. Rowe, D.R. and Tchobanoglous McGraw Hill Book Company.
2. Water Supply and Pollution Control by Viessman W. and Hammer M.J. Harper Collins College Publishers.
3. Water and Waste Water Technology by Hammer M.J. Prentice-Hall of India Private Ltd.
4. Water and Wastewater Technology by G.S. Birdie and J.S. Birdie
5. Water Supply by Duggal K.N., S. Chand and Company.
6. Water Supply by Garg S.K., Khanna Publishers.
7. Water Supply and Waste water Disposal by Fair and Gayes, John Wiley Publication.
8. Water Supply Engineering by B.C. Punmia, Ashok Jain, Arun Jain, Laxmi Publications



T.E. Civil – Part I
CV- 314 WATER RESOURCES ENGINEERING – II

Teaching Scheme:		Examination Scheme:	
Lectures:	3Hrs/Week, 3 Credits	ICA:	25 Marks
Practical :	2 Hrs/Week, 1 Credit	ISE:	30 Marks
		ESE (Lab) :	25 Marks
		ESE(Theory):	70 Marks

Course Objectives:

- 1) To study the different aspects of design of hydraulic structures
- 2) To design different types of dams
- 3) To provide knowledge on various hydraulic structures such as energy dissipaters, head and Cross regulators, canal falls and structures involved in cross drainage works
- 4) To understand the analysis of seepage and hydraulic jump

Course Outcomes:

After studying this subject the students will be able to

- 1) Plan and design the reservoirs depending upon the water resources potential.
- 2) Analyze and design Gravity dams and Earth dams (Simple Designs).
- 3) Demonstrate the design principles of Arch dams.
- 4) Solve seepage problems for Weirs on Permeable Foundations
- 5) Demonstrate the knowledge of water power engineering and river training.

SECTION – I

Unit 1:

(5)

a) Planning of Reservoirs: Storage calculations, Control levels, silting of reservoirs, reservoir sedimentation surveys, reservoir losses. Use of remote sensing for reservoir sedimentation surveys.

b) Dams – Necessity, types of dams, selection of site for dams, selection of type of dam, Introduction to dam instrumentation

B) Report based on Field visits to Irrigation and Water Power Engineering Projects

**END SEMESTER EXAMINATION
ORAL EXAMINATION**

Oral Examination will be based on the ICA.

TEXT BOOKS:

1. Irrigation Engineering – S. K. Garg , Khanna Pub. Delhi
2. Irrigation and Water Power Engineering - Priyani , Charoter pub. House, Anand
3. Irrigation and Water Power Engineering – Punmia, B. C.
4. Irrigation – Bharat Singh, NEW CHAND & bros. Roorkee
5. Irrigation Engineering Vol. I – Varshhey and Gupta
6. Engineering Hydrology - K. Subramanya
7. Design of Canals – Circular of Government of Maharashtra, 18 February 1995

REFERENCE BOOKS:

1. Design of Small Dam – U. S. B. R., OXFORD & IBH pub.co.
2. Engineering for Dam Vol. I, II, III – Justinn, Creager and Hinds
3. Design of Hydraulic Structures Vol. I & II – Leliavsky
4. River Behaviour, Management and Training - CBIP Publication



SOLAPUR UNIVERSITY, SOLAPUR
Faculty of Engineering & Technology

Credit System structure of T. E. Civil-II, Semester - VI, W. E.F. 2018-2019

Course code	Theory Course Name	Hrs./week				Credits	Examination Scheme				
		L	T	P	D		ISE	ESE	ICA	Total	
CV-321	Structural Mechanics-III	3	-	-	-	3	30	70	-	100	
CV-322	Geotechnical Engg.II	4	-	-	-	4	30	70	-	100	
CV-323	Environmental Engg.II	3	-	-	-	3	30	70	-	100	
CV-324	Engineering Management- I	3	-	-	-	3	30	70	25	125	
CV-325	Elective-I	3	-	-	-	3	30	70	-	100	
CV-326	Self Learning (Technical course)	-	-	-	-	2	-	50	-	50	
	Total	16	0	-	-	18	150	400	25	575	
	Laboratory/Drawings:						-	POE	OE		
CV-321	Structural Mechanics-III	-	-	2	-	1	-	-	-	25	25
CV-322	Geotechnical Engg.II	-	-	2	-	1	-	-	-	25	25
CV-323	Environmental Engg.II	-	-	2	-	1	-	-	25	25	50
CV-325	Elective-I	-	-	2	-	1	-	-	-	25	25
CV-327	Project on Steel Structures	-	-	-	4	2	-	-	25	50	75
CV-328	Mini Project in SM-III/GE-II/EE-II/EM-I using Application Software	-	-	2	-	1				50	50
CV-329	Assessment of field training report	-	-	-	-	1				25	25
	Total	-	-	10	4	8			50	225	275
	Grand Total	16	0	10	4	26	150	450	250	850	

Abbreviations: L: Lectures, P: Practical, T: Tutorial, D: Drawing, ISE: In Semester Examination Tests, ESE: End Semester Examination - University Examination (Theory &/ POE &/Oral examination), ICA: Internal Continuous Assessment.

Note:

- 1) Student/s shall carry out 'Mini Project' in any one of the following subjects: Structural Mechanics-III, Geotechnical Engg. II, Environmental Engg. II or Engineering Management-I by preferably employing relevant application software. The Mini project shall be assessed by the domain subject teachers for ICA.
 - 2) Students shall undergo a field training of total 30 days in two phases including at least 15 days in the winter vacation after T.E. Civil Part I and at least 15 days in summer vacation after T.E. Civil Part-II. They shall submit the field training report of the first phase to the faculty associated with subject Engineering Management- I in their T.E. Part-II. They shall submit field training report of the second phase to concerned 'Project' guides in B.E. Part-I.
 - 3) Internal Continuous Assessment (ICA) shall be a continuous process based on the performance of the student in assignments, class tests, quizzes, attendance and interaction during theory and lab sessions, syllabus, report presentation etc., as applicable.
 - 4) The batch size for the practical/tutorial is of 15 students. On forming the batches, if the number of remaining students exceeds 7, then a new batch be formed.
 - 5) For Self Learning at T.E. Civil Part II -
 - A. Student shall select a 'Self Learning Technical Course' from Solapur University, Solapur Technical Course List (Civil Engineering) and appear for its examination, as and when conducted by Solapur University, Solapur. Minimum four assignments for Self Learning Modules at T.E. Part II shall be submitted by the students which shall be evaluated by a Module Coordinator assigned by institute / department.
- OR**
- B. Student with prior approval of the institute shall select and enroll for any 'National Programme on Technology Enhanced Learning (NPTEL)' course from Civil Engineering domain/Interdisciplinary course, with minimum eight weeks duration, complete necessary assignments and appear for certificate examination as per the NPTEL schedule during respective semester.

More details about NPTEL are available at <http://nptel.ac.in>



T.E. (CIVIL ENGINEERING) PART II
CV- 323 ENVIRONMENTAL ENGINEERING –II

Teaching Scheme:		Examination Scheme:	
Lectures:	3Hrs/Week, 3 Credits	ICA:	25 Marks
Practical :	2 Hrs/Week, 1 Credit	ISE:	30 Marks
		ESE (Lab):	25 Marks
		ESE(Theory):	70 Marks

Course Objectives

1. To acquaint the students with the characterization of municipal waste, as well as sewage collection & conveyance systems.
2. Study of Primary and Secondary treatment methods of sewage, and concept of recycling the wastewater.
3. Familiarize the students with stream pollution due to waste disposal and suitable centralized/decentralized wastewater Treatment system
4. Learning solid waste and hazardous waste management systems for urban areas.
5. Understanding various sources of air pollution, its measurement and control.

Course Outcomes

Upon successful completion of course the student will be able to:

1. Plan the layout of sewage collection system, matching the topography of the region and characterization of sewage.
2. Decide sequence and design of wastewater treatment units to meet the sewage treatment standards.
3. Design the wastewater treatment plant using Trickle filter, anaerobic treatment and low cost treatment methods
4. Adopt appropriate methods of Solid waste Disposal and Management of hazardous waste.
5. Measure air pollution and adopt control measures to control of industrial air pollution.

2. Total Solids
3. Biochemical Oxygen Demand
4. Chemical Oxygen Demand
5. Chlorides
6. Oil & Grease
7. Sulphate Content
8. Total Nitrogen
9. Demonstration of High Volume Sampler
10. Demonstration of Auto Exhaust Analyzer.

(B) Design of sewerage system & Treatment system for a small urban area.

(C) Visit to sewage treatment plant

Internal Continuous Assessment (ICA) submission shall consist of the following –

1. Journal containing experiments carried out in part A of the Internal Continuous Assessment (ICA) and visit Report on C
2. Detail design and appropriate drawings required for part B of the Internal Continuous Assessment (ICA) work.

END SEMESTER EXAMINATION (oral)

Oral examination will be based on the above syllabus.

TEXT BOOKS

1. Environmental Engineering by Peavey- H. S. Rowe, D.R. and Thobanoglous, [McGraw – Hill Book Company]
2. Water supply and pollution control - Viessman W. and Hammer M.J. [Harper Collins College Publishers.]
3. Waste Water Engineering Treatment & Disposal - Metcalf & Eddy, [Tata McGraw Hill, 1982]
4. Sewage Disposal and Air Pollution Engineering - Garg S.K., [Khanna Publishers]
5. Sewage Disposal and Air Pollution Engineering - Garg S.K., [Khanna Publishers]
6. Waste water Supply Engineering by B. C. Punmia



T.E. (CIVIL ENGINEERING) PART- II
CV- 328 Mini Project

Teaching Scheme:		Examination Scheme:	
Practical :	2 Hrs/Week, 1 Credit	ICA:	50 Marks

Student/s shall carry out 'Mini Project' in any one of the following subjects: Structural Mechanics-III, Geotechnical Engg. II, Environmental Engg. II or Engineering Management-I, by preferably employing relevant application software.

The project shall consist of Civil Engineering Prototype design, Working models, Laboratory experiments, Process modification/development, Simulation, Software development, Data analysis, Survey etc.

The student is required to submit a 'Project Report' based on the work.

The Mini project shall be assessed by the domain subject teachers for ICA.





T.E. (CIVIL ENGINEERING) PART- II
CV- 329 Assessment of Field Training Report

		Examination Scheme:	
Credit:	1	ICA:	25 Marks

Students shall undergo a field training of at least 15 days in the winter vacation after T.E. Civil Part I and submit the field training report, which shall be assessed by faculty associated with Engineering Management-I, in T.E. Civil Part II.





PUNYASHLOK AHILYADEVI HOLKAR SOLAPUR UNIVERSITY, SOLAPUR

Faculty of Science & Technology

Choice Based Credit System structure of B. E. Civil –I; Semester – VII, W. E.F. 2019-2020

Theory Course Name	Hrs./week				Credits	Examination Scheme				
	L	T	P	D		ISE	ESE	ICA	Total	
Design of Concrete Structures-I	3	1	-	-	4	30	70	25	125	
Quantity Surveying & Valuation	3	-	-	-	3	30	70	-	100	
Earthquake Engg.	3	-	-	-	3	30	70	-	100	
Engineering Management- II	3	-	-	-	3	30	70	-	100	
Elective - II	3	-	-	-	3	30	70	-	100	
Total	15	1	-	-	16	150	350	25	525	
Laboratory/Drawings:							POE	OE		
Quantity Surveying & Valuation	-	-	4	-	2	-	50	-	50	100
Earthquake Engg.	-	-	2	-	1	-	-	-	50	50
Engineering Management- II	-	-	2	-	1	-	-	25	-	25
Elective - II	-	-	2	-	1	-	-	25	25	50
Seminar	-	-	2	-	1	-	-	-	50	50
a) Project work	-	-	2	-	1	-	-	-	25	25
b) Assessment of report on field training-II	-	-	-	-	1	-	-	-	25	25
Total	-	-	14	-	8	-	100	225	325	
Grand Total	15	1	14	-	24	150	450	250	850	

Abbreviations: L- Lectures, P –Practical, T- Tutorial, D- Drawing, ISE -Internal Tests, ESE - University Examination (Theory &/ POE &/Oral examination), ICA- Internal Continuous Assessment.

w. e. f. Academic Year 2019-20



PUNYASHLOK AHILYADEVI HOLKAR SOLAPUR UNIVERSITY, SOLAPUR

B.E. (Civil) Part-I

7. PROJECT WORK

Teaching Scheme:

Practical – 2 Hrs/Week, 1 Credits

Examination Scheme:

ICA –25 Marks

Course Objectives:

- 1) To carry out a thematic design project in one of the specializations of civil engineering
- 2) To carry out a project that will make the students aware of the different facets of civil engineering.
- 3) To explore the skill and abilities of student to work in team

Course Outcome:

At the end of the course student will be able

- 1) Develop an ability to apply the basic knowledge of mathematics, science and engineering to real-life problems.
- 2) Identify the real life problem and present the solution by conducting experimental/ analytical study and in and off the laboratory.
- 3) Apply modern tools such as different application software, modern instrumentation for the most precise study of the project undertaken
- 4) Demonstrate a commitment to teamwork while working with other students of diverse culture and different intellectual backgrounds.

The topic for the Project Work may be from any Civil Engineering and inter-disciplinary area related to Civil Engineering as mentioned in content at B.E. (Civil) Part-I. Practical work at B.E. (Civil) part-I will comprise of literature survey / problem formulation / preparation of experimental setup as the case may be of the identified problem.

w. e. f. Academic Year 2019-20



PUNYASHLOK AHILYADEVI HOLKAR SOLAPUR UNIVERSITY, SOLAPUR

B.E. (Civil) Part-I

7. ASSESSMENT OF REPORT ON FIELD TRAINING- II

Credit - 1

ICA – 25 Marks

The students are required to undergo training in any of the areas of Civil Engineering for 30 working days beyond the academic schedule between the completion of T.E. (Civil) Part-I and B.E. (Civil) Part-I term end.

The training may be related to any of the Civil Engineering areas or inter-disciplinary areas such as:

- 1) Structural Engineering
- 2) Environmental Engineering
- 3) Geotechnical Engineering
- 4) Transportation Engineering
- 5) Infrastructural Engineering
- 6) Water Resources Engineering
- 7) Town & Country Planning
- 8) Construction Engineering
- 9) Surveying & Remote Sensing Techniques
- 10) Project Management
- 11) Legal Aspects in Civil Engineering
- 12) Earthquake Engineering
- 13) Disaster Management

Student shall submit a report of the field training undergone. The students should obtain a certificate of completion of training from the concerned organization and submit it to the department office. Assessment of the training report will be done by the 'Project Guide' to whom the concerned student is allotted.

w. e. f. Academic Year 2019-20



PUNYASHLOK AHILYADEVI HOLKAR SOLAPUR UNIVERSITY, SOLAPUR
Faculty of Science & Technology

Choice Based Credit System structure of B. E. Civil –II, Semester – VIII, W. E.F. 2019-2020

Theory Course Name	Hrs./week				Credits	Examination Scheme				
	L	T	P	D		ISE	ESE	ICA	Total	
Design of Concrete Structures-II	4	-	-	-	4	30	70	-	100	
Construction Practices and Town Planning	4	-	-	-	4	30	70	25	125	
Transportation Engineering-II	4	-	-	-	4	30	70	25	125	
Elective - III	4	-	-	-	4	30	70	-	100	
Total	16	-	-	-	16	120	280	50	450	
Laboratory/Drawings							POE	OE		
Design of Concrete Structures-II	-	-	2	-	1	-	-	-	50	50
Elective - III	-	-	2	-	1	-	-	25	25	50
Project on R. C. C. Structures	-	-	-	4	2	-	-	50	50	100
Project work	-	-	6	-	3	-	-	100	100	200
Total	-	-	10	4	7	-	175	225	400	
Grand Total	16	-	10	4	23	120	455	275	850	

Abbreviations: L- Lectures, P –Practical, T- Tutorial, D- Drawing, ISE -Internal Tests, ESE - University Examination (Theory &/ POE &/Oral examination), ICA- Internal Continuous Assessment.

Note:

- (1) Project group be of @ 7 students.
- (2) Elective subject can be offered from the following list, if minimum 15 students opt for that subject.
- (3) Term work assessment: Term Work assessment shall be a continuous process based on the performance of the student in assignments, class tests, quizzes, attendance and interaction during theory and lab sessions, journal writing, report presentation etc., as applicable.

w. e. f. Academic Year 2019-20



PUNYASHLOK AHILYADEVJI HOLKAR SOLAPUR UNIVERSITY, SOLAPUR

B.E. (Civil) Part-II (CBCS)

6. PROJECT WORK

Teaching Scheme:

Practical – 6 Hrs/Week, 3 Credits

Examination Scheme:

ICA – 100 Marks

ESE (OE) – 100 Marks

Course Objectives:

- 1) To carry out a thematic design project in one of the specializations of civil engineering
- 2) To carry out a project that will make the students aware of the different facets of civil engineering.
- 3) To explore the skill and abilities of student to work in team

Course Outcome:

At the end of the course student will be able

- 5) Develop an ability to apply the basic knowledge of mathematics, science and engineering to real-life problems.
- 6) Identify the real life problem and present the solution by conducting experimental/ analytical study and in and off the laboratory.
- 7) Apply modern tools such as different application software, modern instrumentation for the most precise study of the project undertaken
- 8) Demonstrate a commitment to teamwork while working with other students of diverse culture and different intellectual backgrounds.

Project work at B.E. (Civil) Part-II is continuation of Project Work of B.E. (Civil) Part-I on any topic from Civil Engineering area or interdisciplinary area related to Civil Engineering.

The project work should be completed at B.E. (Civil) Part-II level.

Student shall submit the report and prepare presentation for defense.

w. e. f. Academic Year 2019-20

Punyashlok Ahilyadevi Holkar Solapur University, Solapur



Name of the Faculty: Science & Technology

CHOICE BASED CREDIT SYSTEM

Syllabus: ELECTRICAL ENGINEERING

**Name of the Course: S.Y. B.Tech
(Syllabus to be implemented from w.e.f. June 2019)**

Punyashlok Ahilyadevi Holkar Solapur University, Solapur
S. Y. B. Tech. Electrical Engineering Semester-I
POWER SYSTEM-I

Teaching Scheme	Examination Scheme
Theory: - 3Hrs/Week,1 Credits	ESE – 70 Marks
Tutorial: - 1Hrs/Week, 1 Credit	ICA-25Marks
	ISE- 30Marks

This course introduces power plant which deals with generation of electrical energy The course also introduces economic aspects of different power plants

Course Prerequisite:

Knowledge of Basic Electrical Engineering, simple mathematical calculations Student shall have knowledge of energy conversion Student shall also have basic knowledge types of energy sources

Course Objectives:

- To develop conceptual understanding of operation of different power plants
 - To learn economic aspects of power system.
 - To study necessity and types of non-conventional energy sources
 - To make students understand overhead structure of power system.
-

Course Outcomes:

After successful completion of this course,

- Student will be able to understand operation of different power plants
 - Student will be able to analyze economic aspects of power system
 - Student will be able to investigate need and areas of application for non-conventional energy sources
 - Students will be able to understand overhead structure of power system.
-

SECTION-I

Unit 1 Economic Aspects of Power Generation

No of lectures-08

• **Prerequisite:**

Knowledge of Basic Electrical Engineering, simple mathematical calculations

• **Objectives:**

- To introduce to student basic terms used in power system operation
- To make student understand load curve
- To introduce student to types of loads
- To familiarize the students with the tariff methods for electrical energy consumptions

- **Outcomes:**
After completing this unit, students –
 - Can define different terms in power system operation
 - Can analyze selection of generating units
 - Can calculate usage of electrical power & tariff
- **Unit Content:**
Review of terms commonly used in system operations, Variable load on power station, Peak load, Base load, Diversity factor, Plant utility factor, Maximum demand, Load curves, load duration curves, Types of loads, Selection of generation units, Interconnected grid systems, Cost of electrical energy, Tariff & different types of tariff
- **Content Delivery Methods:**
Chalk and talk, power point presentation
- **Assessment Methods:**
Numerical problems related to cost of electrical energy and tariff, Theory questions related to above content

Unit 2 Base Load Power Plants

No of lectures-08

- **Prerequisite:**
Energy sources, Energy conversion methods
- **Objectives:**
 - Revision of Energy Sources.
 - To introduce student to different Conventional & non-Conventional Energy sources.
 - To make student understand different base load power plants.
- **Outcomes:**
After completing this unit, students -
 - Can define conventional & non-conventional sources
 - Can compare different base load power plants
- **Unit Content:**
Different types of conventional and non-conventional energy sources, Structure of power industry,
Hydro Power Plant: Typical layout, Site selection, Classification, Hydrograph, Flow duration curves, Hydrology, Types of turbines.
Thermal Power Plant: Typical layout, Site selection, Fuels & their handling, Combustion process, Ash handling, Dust collection.
Nuclear Power Plant: Typical layout, Site selection, Nuclear reaction, Classification of nuclear reactor (AGR,PWR,BWR), Nuclear waste disposal, Environmental Aspects
- **Content Delivery Methods:**
Chalk and talk, Power point presentations on Energy Sources
- **Assessment Methods:**

Theory questions related to above content.

Unit 3 Peak Load Power Plants

No of lectures-5

- **Prerequisite:**
Knowledge of Basic Electrical Engineering & nuclear reaction
- **Objectives:**
 - 1) To introduce student to Diesel & Gas Turbine Power Plants
 - 2) To introduce student to solar & Wind Power Plants
 - 3) To make student analyze typical layout of solar & Wind Power Plants

Outcomes:

After completing this unit, students –

1. Can apply the operation of Diesel & Gas Turbine Power Plants
2. Can apply the operation of solar & Wind Power Plants

- **Unit Content:**
Review of Diesel Plants (advantages & disadvantages), Typical layout of power plant, site selection, Review of Gas Turbine Plants (advantages & disadvantages), Typical layout of power plant, Site selection, Review of Solar Energy (advantages & disadvantages), Typical layout of solar thermal power plant, Site selection, Review of wind energy (advantages & disadvantages), Typical layout of wind power plant, Site selection
- **Content Delivery Methods:**
Chalk and talk, power point presentation
- **Assessment Methods:**
Theory questions related to above content

SECTION II

Unit 4– General structure of power system

No of lectures – 08

- **Prerequisite:**
DC system, single phase & three phase systems, ohms law
- **Objectives:**
 1. To learn basic structure of power systems
 2. To make student understand different transmission systems
 - **Outcomes:**
After completing this unit, students -
 1. Can distinguish between different supply systems
 2. Can compare between AC and DC transmission System.
 3. Can compare between overhead and underground System.

Unit Content:

Review of Electrical supply system, typical AC power supply scheme, Comparison DC and AC systems, comparison between overhead and underground system

- **Content Delivery Methods:**

Chalk and talk, power point presentations

- **Assessment Methods:**
Theory questions related to above content

Unit 5– Economic Aspects of Transmission System

No of lectures – 08

- **Prerequisite:**
DC system, single phase & three phase systems, ohms law
- **Objectives:**
 - 1) To make student understand conductor cost of different AC transmission systems
 - 2) To make student understand Economics of power transmission
- **Outcomes:**
After completing this unit, students -
 - 1) Can calculate voltage, conductor cost for various transmission systems
 - 2) Can calculate Economic conductor size for given transmission system (Kelvin's law)
- **Unit Content:**
Comparison of conductor cost for various Overhead AC transmission systems, comparison of conductor cost for various Underground AC transmission systems, Economic choice of conductor size by kelvins law
- **Content Delivery Methods:**
Chalk and talk, power point presentations
- **Assessment Methods:**
Numerical problems and derivation related to conductor cost for different transmission systems and Kelvin's law Theory questions related to above content

Unit 6– Mechanical design of overhead lines

No of lectures – 05

- **Prerequisites:**
Electrical Materials & their properties, Capacitance
- **Objectives:**
 1. To introduce concept of overhead transmission line
 2. To introduce different conducting material & their application
 3. To introduce different insulators & their application
 4. To make student understand string efficiency & methods to improve it
- **Outcomes:**
After completing this unit, students -
 1. Can describe construction and use of different insulators, conductor, line supports
 2. Can calculate string efficiency of given string insulators
- **Unit Content:**
Review of overhead transmission line, main components, conductor materials, line supports, overhead line insulators, types- pin type, suspension type, strain type insulators, string efficiency, methods of improving string efficiency
- **Content Delivery Methods:**

Chalk and talk, power point presentations, videos lectures on insulators, line supports

- **Assessment Methods:**

Numerical problems and derivation related to string efficiency, Theory questions related to above content

- **Internal Continuous Assessment (ICA) :**

ICA shall consist of Minimum **FOUR** drawing Sheetson above syllabus and **report on visit** to any one of the generating power plant

- **Text Books:**

- 1) “A course in Electrical Power”, S K Kataria & Sons, J B Gupta
- 2) “Generation of Electrical Energy”, S Chand Publication, B R Gupta
- 3) “Power System Engineering”, Laxmi Publications, R K Rajput
- 4) “Power Plant Engineering”, New Age International Publication, A K Raja

- **Reference Books:**

- 1) “ Power Plant Technology”, Tata Mc Graw Hill,MMEI-Wakil
 - 2) “Power Plant Engineering”, S Chand Publications, Samsheer Gautam
-

Solapur University, Solapur



Faculty of Commerce and Management

Master of Business Administration (MBA)

Syllabus for Year II Sem. III & IV

Choice Based Credit System (CBCS)

(w.e.f. June, 2018)

Solapur University, Solapur
MBA Part II Syllabus (CBCS) with effect from 2018-19

Semester III						Semester IV					
Paper No.	Subject	Weekly Theory/ Credits	Internal Marks	Univ. Exam Marks	Total Marks	Paper No.	Subject	Weekly Theory/ Credits	Internal Marks	Univ. Exam Marks	Total Marks
17	Strategic Management	04	30	70	100	25	Entrepreneurship Development	04	30	70	100
18	Management Accounting	04	30	70	100	26	Quality Management	04	30	70	100
19	Skill Development	04	30	70	100	*27	<i>Elective I - Paper III</i>	04	30	70	100
20	Project Report & Viva	--	50	50	100	*28	<i>Elective II - Paper-III</i>	04	30	70	100
*21	<i>Elective I - Paper I</i>	04	30	70	100	*29	<i>Elective I - Paper IV</i>	04	30	70	100
*22	<i>Elective II - Paper-I</i>	04	30	70	100	*30	<i>Elective II - Paper-IV</i>	04	30	70	100
*23	<i>Elective I - Paper II</i>	04	30	70	100	*31	<i>Elective I - Paper V</i>	04	30	70	100
*24	<i>Elective II - Paper-II</i>	04	30	70	100	*32	<i>Elective II - Paper-V</i>	04	30	70	100

*** Electives:**

Group	Elective Specialization
A	<ul style="list-style-type: none"> • Marketing Management
B	<ul style="list-style-type: none"> • Financial Management • Production and Materials Management
C	<ul style="list-style-type: none"> • Human Resource Management • International Business Management • Systems Management • Agriculture & Co-operative Management

Sem. III Paper XX - Project Report & Viva**Objectives:**

1. To expose students to the working of any organization and managers.
2. To relate the concepts learnt by the students to the working of the organization.
3. To work on a problem identified by the organization / student and thus understand the practical aspects of the working of an organization.

Guidelines:

1. The project work shall be for a minimum period of 30 days immediately after IInd semester examinations.
2. Students should join the organization by 05th June. Deadline for project completion is 15th July.
3. No two Students shall work on the same topic in the same organization.
4. The student should **Collect a Certificate of Minimum 30 Days Project Work Completion** mentioning the period (From ____ to ____) on the Company's letter head.
5. The student shall submit the Final Project Report before 30th September of the Academic Year.

Project Report 'Table of Contents'**Chapter 1 – Introduction of the Study**

- 1.1 Introduction – Overview of the sector, organization and the Study
- 1.2 Objectives of the study.

This should give a clear picture of the project. Objective should be clearly specified. There should be minimum 4 to 5 objectives of the project report. What the project intends to find out should be clearly specified.

- 1.3 Scope and limitations of the study
- 1.4 Research Methodology

The methodology comprises of Research Design, Hypothesis, Types of data, Data collection techniques, sampling techniques, Sample size, etc.

- 1.5 Significance of the study.

What the project intends to find out and how it would be helpful to the organization.

Chapter 2 – Company Profile

- 2.1 Introductions to Organization.
 - 2.1.1 Background and Inception of the Organization
 - 2.1.2 Ownership Pattern
 - 2.1.3 Nature of the Business
 - 2.1.4 Vision, Mission and Quality Policy

2.1.5 Types of Products and Services

2.2 Market Scenario

2.2.1 Area of Operation – Global / National / Regional

2.2.2 Competitors' Information

2.2.3 Achievement/Award if any

2.3 Various departments in the organization.

2.4 Organization chart.

Chapter 3 - Theoretical Background.

3.1 Brief Review of Literature

3.2 Conceptual framework

Chapter 4 - Data Analysis and Interpretation.

Should include Tables, Graphs / Diagrams, Mean, Median, Mode, Std. Deviation as Applicable.

Chapter 5 - Findings

Chapter 6 - Suggestions OR Conclusion.

Annexure

(Should contain a copy of Questionnaire if used for Data Collection)

Bibliography

(Students should refer and mention at least 5 reference books, 3 National and 3 international journals and websites referred.)

Format for Writing and presenting the summer project:

1. **Font type** – Times New Roman.
 2. **Font size** – Headings – 14 pts., Normal Text – 12 pts.
 3. **Spacing** – Line - 1.5 lines, Paragraph – 12 pts.
 4. **Page margins** – Left - 1.5 inch Right - 1.0 inch
Top - 1.0 inch Bottom - 1.0 inch
 5. **Header** – (College Name/Abbrn.) - MBA Dept (Left Side)
Solapur University, Solapur. (Right Align)
 6. **Footer** – Page No. (Center). "MBA Program (yyyy - yy)" (Right side)
 7. Use of colour fonts, Company Logos, Photographs are not allowed in the report.
 8. Organisation Information Brochures/leaflets, etc. can be inserted as part of Annexure.
 9. Only graphs can be inserted in colour.
 10. The report should contain Principal Certificate, Guide Certificate and Student Declaration certificate (formats will be provided by the college).
 11. Project should be of minimum 40 pages.
-

Punyashlok Ahilyadevi Holkar Solapur University, Solapur



Name of the Faculty: Science & Technology

Revised Structure and Syllabus

CHOICE BASED CREDIT SYSTEM

Syllabus: Mechanical-Design Engineering

Name of the Course: M.Tech.- Semester I, II, III & IV
(Syllabus to be implemented from w.e.f. June 2018-19 & 2019-20)

Punyashlok Ahilyadevi Holkar Solapur University, Solapur

FACULTY OF ENGINEERING & TECHNOLOGY
Curriculum for M. Tech. (Mechanical-Design Engineering)
Four Semester Course
Choice Based Credit System (CBCS) - (WEF 2019-20)

Semester III: Theory /Tutorial/ Lab Courses

Course Code	Name of the Course	Engagement Hours			Credits	SA	FA		Total
		L	T	P		ESE	ISE	ICA	
Dissertation	Lab Practices	-	-	2	2	-	-	50	50
	Open Elective	3	-	-	3	70	30	-	100
	Dissertation Phase I : Synopsis Submission Seminar*	-	-	2	2	-	50	-	50
	Dissertation Phase II : Progress Seminar	-	-	-	8	100	200	-	300
Total		3	-	4	15	170	280	50	500

Note:- * indicates student engagement against which faculty contact hour is 2 hours per candidate

L	Lecture	FA	Formative Assessment
T	Tutorial	SA	Summative Assessment
P	Lab Session	ESE	End Semester Examination
		ISE	In Semester Evaluation
		ICA	Internal Continuous Evaluation

List of open Elective

1. Business Analytics
2. Operation Research
3. Cost Management of Engineering Projects
4. Non conventional Energy

- For all activities related to dissertation Phase I (synopsis submission seminar and progress seminar) student must interact regularly every week with the advisor.
- Synopsis submission seminar shall cover detailed synopsis of the proposed work. Student shall submit Synopsis of the Dissertation Work only after delivering this seminar.
- Progress seminar shall be delivered capturing details of the work done by student for dissertation.
- Student shall deliver all seminars using modern presentation tools. A hard copy of the report shall be submitted to the Department before delivering the seminar. A PDF copy of the report must be submitted to the advisor along with other details if any.
- Lab Practice shall include any of the below activities as recommended by Advisor and student shall submit a report after completion of the activity to Advisor along with other details if any. Software / hardware assignments, learning new software, literature survey, filed work, industrial training etc. related to dissertation work.
- Details of modes of assessment of seminar and dissertation shall be as specified in 7(III) of PG Engineering Ordinance of Solapur University, Solapur.

Punyashlok Ahilyadevi Holkar Solapur University, Solapur

FACULTY OF ENGINEERING & TECHNOLOGY

Curriculum for M. Tech. (Mechanical-Design Engineering)

Four Semester Course

Choice Based Credit System (CBCS) - (WEF 2019-20)

Semester IV: Laboratory / Tutorial Courses

Course Code	Name of the Course	Engagement Hours			Credits	SA			FA			Total
		L	T	P		ESE	ISE	ICA	ESE	ISE	ICA	
Dissertation	Dissertation Phase –III Progress Report presentation and submission		-	4	3	-	-	100			100	
	Dissertation Phase –IV Final presentation and submission of report	-	-	2	6	-	-	100			100	
	Dissertation Viva voice	-	-	-	6	200	-	-			200	
Total		-	-	6	15	200		200			400	

Note:- * indicates student engagement against which faculty contact hour is 3 hours per candidate

L	Lecture	FA	Formative Assessment
T	Tutorial	SA	Summative Assessment
P	Lab Session	ESE	End Semester Examination
		ISE	In Semester Evaluation
		ICA	Internal Continuous Evaluation

- For all activities related to dissertation Phase III, student must interact regularly every week with the advisor.
- Progress seminar shall be delivered capturing details of the work done by student for dissertation.
- Student shall deliver all seminars using modern presentation tools. A hard copy of the report shall be submitted to the Department before delivering the seminar. A PDF copy of the report must be submitted to the faculty advisor along with other details if any.
- Details of modes of assessment of seminar and dissertation shall be as specified in 7(III) of PG Engineering Ordinance of Solapur University, Solapur.



Sr. No.	Subject	Teaching Scheme		Credits			Evaluation Scheme			
		L	P	Credits (L)	Credits (P)	Total Credits	Scheme	Theory Marks	ICA-P Marks	Total Marks
1	Self Learning Course	\$	--	3.0	--	3.0	ISE	30	--	100
2	Open Elective Course#	3	--	3.0	--	3.0	ESE	70	--	100
							ISE	30	--	
3	Dissertation Phase-I : Synopsis Submission Seminar*		@4	--	3.0	3.0	ISE	--	100	100
							ESE	--		
4	Dissertation Phase-II : ICA*	--	--	--	3.0	3.0	ISE	--	100	100
							ESE	--		
5	Dissertation Phase-II : Progress Seminar*	--	--	--	3.0	3.0	ISE	--		100
							ESE	--	100	
Total		3	4	6.0	9.0	15.0		200	300	500

L- Lectures, P-Practical, T-Tutorial, ISE- In Semester Evaluation, ESE – End Semester Evaluation, ICA- Internal Continuous Assessment

Note -

- \$- Being a Self Learning Course, student shall prepare for examination as per specified syllabus
- *- For all activities related to dissertation Phase I (synopsis submission seminar and progress seminar) student must interact regularly every week with the adviser.
- # - This course is common for all branches of Technology (i.e. for all M.Tech. Programs)
- Synopsis submission seminar shall cover detailed synopsis of the proposed work. Student shall submit synopsis of the dissertation work only after delivering this seminar.
- Progress seminar shall be delivered capturing details of the work done by student for dissertation
- Student shall deliver all seminars using modern presentation tools. A hard copy of the report shall be submitted to the department before delivering the seminar. A PDF copy of the report must be submitted to the adviser along with other details if any
- @ Indicates contact hours of students for interaction with adviser.
- Details of modes of assessment of seminar and dissertation shall be as specified in 7(III) of PG Engineering Ordinance of P.A.H. Solapur University, Solapur

Self Learning Course	
Sr. No.	Subject
1	Big Data
2	Computer Network Administration
3	Open Source Technologies
4	Usability Engineering

Open Elective Course	
Sr. No.	Subjects
1	Business Analytics
2	Operation Research
3	Cost Management of Engineering Projects
4	Non Conventional Energy

- New Self Learning Courses and New Open Elective Courses may be added as and when required



Punyashlok Ahilyadevi Holkar Solapur University, Solapur
M.Tech. (Computer Science and Engineering)
Semester-III

3. Dissertation Phase – I : Synopsis Submission Seminar

Teaching Scheme


Practical: 4 Hrs/Week

Examination Scheme

Credits:3

ISE: 100 marks

Phase I Synopsis Submission Seminar (ISE): A student shall be expected to carry out intensive literature survey for a period of about two months in the field of interest and to select a topic for his/her dissertation in consultation with the faculty adviser assigned. The student shall then submit a report and deliver a seminar on the problem chosen by him/her to the panel of three departmental PG recognized faculty members. It shall be expected that a student justifies the gravity and also the relevance of the problem through his/her seminar. This shall be for the approval of synopsis.



पुण्यश्लोक अहिल्यादेवी होळकर
सोलापूर विद्यापीठ

॥ विद्यया संपन्नता ॥



Punyashlok Ahilyadevi Holkar Solapur University, Solapur
M.Tech. (Computer Science and Engineering)
Semester-III

4. Dissertation Phase – II : ICA

Examination Scheme
Credits:3
ICA : 100 marks

Phase II Term Work (ICA)

Phase II evaluation consists of term-work evaluation (ICA) based on the efforts put in by the student to carry out his/her work & the results obtained thereof.

5. Dissertation Phase – II : Progress Seminar

Examination Scheme
Credits:3
ESE : 100 marks

Phase II Progress Seminar Presentation (ESE):

The End Semester Evaluation (ESE) consisting of submission of progress report and presentation of progress seminar followed by demonstration before a panel three departmental PG recognized faculty members.

Guidelines for Assessment of Dissertation Phase I & II

1. Quality of Literature survey and Novelty in the problem
2. Clarity of Problem definition and Feasibility of problem solution
3. Clarity of objective and scope



PUNYASHLOK AHILYADEVI HOLKAR SOLAPUR UNIVERSITY, SOLAPUR
FACULTY OF SCIENCE & TECHNOLOGY
M.Tech. (COMPUTER SCIENCE & ENGINEERING)
Four Semester Course
Choice Based Credit System
Semester-IV

Sr. No.	Subject	Teaching Scheme		Credits			Evaluation Scheme		
		L	P	Credits (L)	Credits (P)	Total Credits	Scheme	ICA-P Marks	Total Marks
1	Dissertation Phase-III : Progress Seminar #	--	@4*	--	3.0	3.0	ISE	100	100
2	Dissertation Phase-IV : #	--	@2	--	6.0	6.0	--	200	200
3	Final Submission of the Dissertation and Viva-voce	--	--	--	6.0	6.0	ESE	200	200
	Total	--	6	--	15.0	15.0		500	500

Note –

- #- For all activities related to dissertation Phase III and Phase IV student must interact regularly every week with the adviser.
- Progress seminar shall be delivered capturing details of the work done by student for dissertation.
- Student shall deliver all seminars using modern presentation tools. A hard copy of the report shall be submitted to the Department before delivering the seminar. A PDF copy of the report must be submitted to the adviser along with other details if any.
- Student must submit a hard copy of Project Report to the department
- @ indicates contact hours of the student for interaction with the adviser.
- Details of modes of assessment of seminar and dissertation shall be as specified in 7 (III) of PG Engineering Ordinance of P.A.H. Solapur University, Solapur.



PUNYASHLOK AHILYADEVI HOLKAR SOLAPUR UNIVERSITY, SOLAPUR
FACULTY OF SCIENCE & TECHNOLOGY
M.Tech. (COMPUTER SCIENCE & ENGINEERING)
Four Semester Course
Choice Based Credit System
Semester - IV

1. Dissertation Phase – III : Progress Seminar

Teaching Scheme

Practical: 4 Hrs/Week

Examination Scheme

Credits: 3

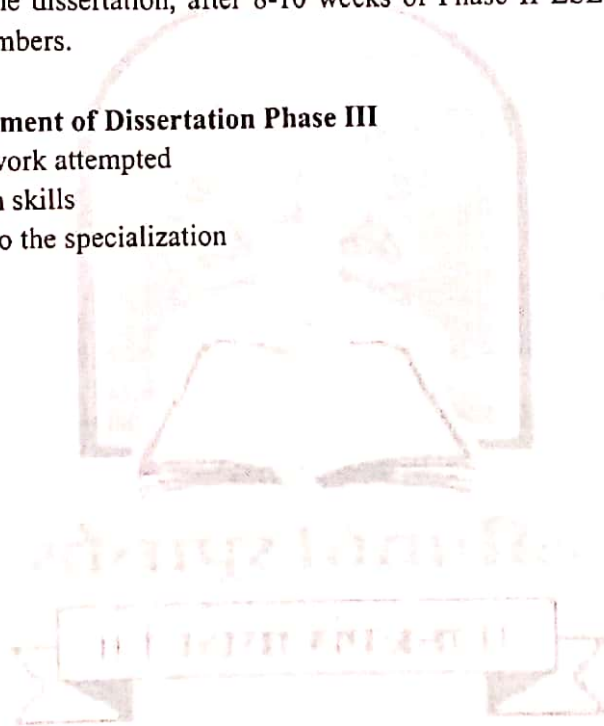
ISE: 100 marks

Phase III Term Work and Progress Seminar Presentation and report (ISE):

The student who has cleared his/her Phase II evaluation shall submit a report and present the status of work carried out on the dissertation, after 8-10 weeks of Phase II ESE, to three departmental PG recognized faculty members.

Guidelines for Assessment of Dissertation Phase III

1. Quality of work attempted
2. Presentation skills
3. Relevance to the specialization





PUNYASHLOK AHILYADEVI HOLKAR SOLAPUR UNIVERSITY, SOLAPUR
FACULTY OF SCIENCE & TECHNOLOGY
M.Tech. (COMPUTER SCIENCE & ENGINEERING)
Four Semester Course
Choice Based Credit System
Semester – IV

2. Dissertation Phase – IV : Termwork

Teaching Scheme
Practical: 2 Hrs/Week

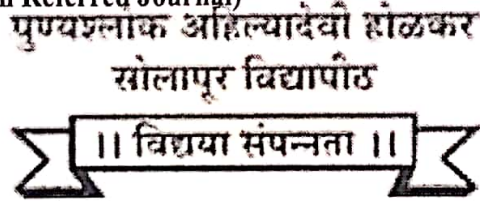
Examination Scheme
Credits: 6
ICA: 200 marks

After completing the dissertation work to the satisfaction, the student shall submit the dissertation report in the prescribed format to the university.

Guidelines for Assessment of Dissertation Phase IV /Termwork

1. Fulfilment of objectives
2. Validation of results
3. Quality of Written Presentation

- Students should publish at least one paper based on his/her work in reputed International Journal (desirably in Referred Journal)





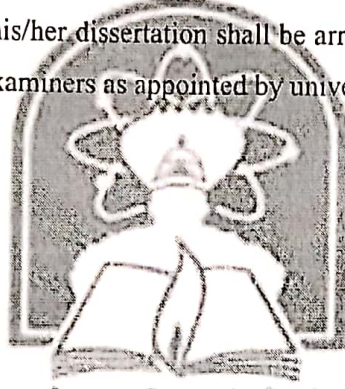
PUNYASHLOK AHILYADEVI HOLKAR SOLAPUR UNIVERSITY, SOLAPUR
FACULTY OF SCIENCE & TECHNOLOGY
M.Tech. (COMPUTER SCIENCE & ENGINEERING)
Four Semester Course
Choice Based Credit System
Semester - IV

3. Final Presentation and Viva-voce

Examination Scheme
Credits: 6
ESE: 200 marks

Final Presentation and Viva-voce (ESE):

Open defense of the student on his/her dissertation shall be arranged by the university. This defense shall be in front of the panel of examiners as appointed by university authority.



पुण्यश्लोक अहिल्यादेवी होळकर
सोलापूर विद्यापीठ
॥ विद्याया संपन्नता ॥



SOLAPUR UNIVERSITY, SOLAPUR

FACULTY OF ENGINEERING & TECHNOLOGY

COMPUTER SCIENCE AND ENGINEERING

Syllabus Structure and detailed syllabus of

M.E. (Computer Science & Engineering) Part II

Choice Based Credit System Syllabus

w.e.f. Academic Year 2016-17

Structure of M. E. (Computer Science & Engineering) Part-II
w.e.f. Academic Year 2016 - 17

Semester – III

Sr. No.	Course	Teaching Scheme				Evaluation Scheme			
		L	T	P	Credits	Scheme	Theory (Marks)	Practical (Marks)	Total
1	Self learning	--	--	--	3	ISE	30	--	30
						ESE	70	--	70
2	Lab Practice	--	--	2	1	ISE	--	25	25
3	Dissertation Phase –I : Synopsis Submission Seminar	--	--	6	3	ISE	--	75	75
	Dissertation Phase-II : Termwork	--	--	--	3	ISE	--	100	100
	Dissertation Phase II Progress Seminar Presentation	--	--	--	6	ESE	--	200	200
	Total	--	--	08	16		100	400	500

Note:

1. Student shall select one Self Learning course from the following list.
 - i) Big Data
 - ii) Open Source Technology
 - iii) Computer Network Administration

Semester – IV

Sr. No.	Course	Teaching Scheme		Evaluation Scheme		
		P	Credits	Scheme	Practical (Marks)	Total
1	Dissertation Phase III : Progress Seminar Presentation and report	4	4	ISE	100	100
2	Dissertation Phase IV: Term work	2	6	ISE	200	200
3	Final presentation and viva-voce	-	6	ESE	200	200
	Total	6	16		500	500

ISE – IN SEMESTER EVALUATION

ESE – END SEMESTER EVALUATION



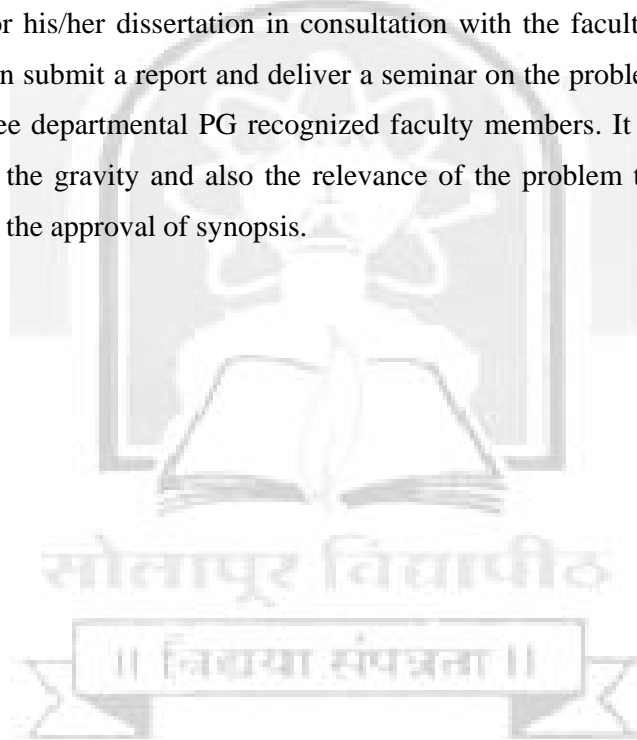
SOLAPUR UNIVERSITY, SOLAPUR
M.E. (Computer Science and Engineering) Part - II
Semester - III

3. Dissertation Phase - I

Teaching Scheme
Practical: 6Hrs/Week

Examination Scheme
Credits:3
ISE: 75 marks

Phase I Synopsis Submission Seminar (ISE): A student shall be expected to carry out intensive literature survey for a period of about two months in the field of interest and to select a topic for his/her dissertation in consultation with the faculty advisor assigned. The student shall then submit a report and deliver a seminar on the problem chosen by him/her to the panel of three departmental PG recognized faculty members. It shall be expected that a student justifies the gravity and also the relevance of the problem through his/her seminar. This shall be for the approval of synopsis.





SOLAPUR UNIVERSITY, SOLAPUR
M.E. (Computer Science and Engineering) Part - II
Semester - III
3. Dissertation Phase - II

Examination Scheme

ISE Credits:3
ISE: 100 marks

ESE Credits: 6
ESE: 200 marks

Phase II Term Work (ISE)

Phase II evaluation consists of term-work evaluation (ISE) based on the efforts put in by the student to carry out his/her work & the results obtained thereof.

Phase II Progress Seminar Presentation (ESE):

The End Semester Evaluation (ESE) consisting of submission of progress report and presentation of progress seminar followed by demonstration before a panel three departmental PG recognized faculty members.

Guidelines for Assessment of Dissertation Phase I & II

1. Quality of Literature survey and Novelty in the problem
2. Clarity of Problem definition and Feasibility of problem solution
3. Clarity of objective and scope



SOLAPUR UNIVERSITY, SOLAPUR
M.E. (Computer Science and Engineering) Part - II
Semester - IV

1. Dissertation Phase - III

Teaching Scheme

Practical: 4Hrs/Week

Examination Scheme

Credits: 4

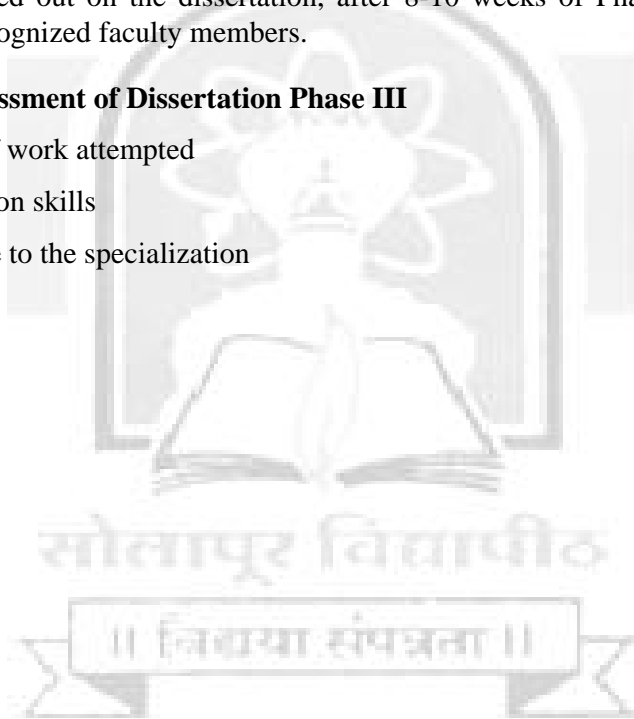
ISE: 100 marks

Phase III Term Work and Progress Seminar Presentation and report (ISE):

The student who has cleared his/her Phase II evaluation shall submit a report and present the status of work carried out on the dissertation, after 8-10 weeks of Phase II ESE, to three departmental PG recognized faculty members.

Guidelines for Assessment of Dissertation Phase III

1. Quality of work attempted
2. Presentation skills
3. Relevance to the specialization





SOLAPUR UNIVERSITY, SOLAPUR
M.E. (Computer Science and Engineering) Part - II
Semester - IV

2. Dissertation Phase – IV Termwork

Teaching Scheme

Practical: 2Hrs/Week

Examination Scheme

Credits: 6

ISE: 200 marks

After completing the dissertation work to the satisfaction, the student shall submit the dissertation report in the prescribed format to the university.

Guidelines for Assessment of Dissertation Phase IV Termwork

1. Fulfilment of objectives
 2. Validation of results
 3. Quality of Written Presentation
- **Students should publish at least one paper based on his/her work in reputed International Journal (desirably in Referred Journal)**

सोलापूर विद्यापीठ

॥ विद्यया संपन्नता ॥



SOLAPUR UNIVERSITY, SOLAPUR
M.E. (Computer Science and Engineering) Part - II
Semester - IV

3. Final Presentation and Viva-voce

Examination Scheme

Credits: 6

ESE: 200 marks

Final Presentation and Viva-voce (ESE):

Open defense of the student on his/her dissertation shall be arranged by the university. This defense shall be in front of the panel of examiners as appointed by university authority.





SOLAPUR UNIVERSITY, SOLAPUR

FACULTY OF ENGINEERING & TECHNOLOGY

ELECTRONICS and TELECOMMUNICATION ENGINEERING

CBCS Syllabus for

First Year M. Tech.

w.e.f. Academic Year 2018-19

॥ विद्यया संपन्नता ॥



SOLAPUR UNIVERSITY, SOLAPUR
FACULTY OF ENGINEERING & TECHNOLOGY

STRUCTURE of M.Tech. (ELECTRONICS and TELECOMMUNICATION ENGINEERING)

Four Semester Course

Choice Based Credit System (CBCS) Syllabus w.e.f. A.Y. 2018 -19

Semester-I

Sr. No.	Subject	Teaching Scheme				Credits				Evaluation Scheme				
		L	T	P	Total	Credits (L)	Credits (T)	Credits (P)	Total Credits	Scheme	Theory Marks	ICA- P Marks	ICA-T Marks	Total Marks
1	Research Methodology & IPR	3	1	-	4	3.0	1.0	-	4.0	ISE	30	--	25	125
										ESE	70	--	--	
2	Antenna Design and Application	3	-	2	5	3.0	-	1.0	4.0	ISE	30	25	--	125
										ESE	70	--	--	
3	Soft Computing Methods	3	-	2	5	3.0	-	1.0	4.0	ISE	30	25	--	125
										ESE	70	--	--	
4	Advanced Network System	3	-	2	5	3.0	-	1.0	4.0	ISE	30	25	--	125
										ESE	70	--	--	
5	Elective I	3	1	-	4	3.0	1.0	-	4.0	ISE	30	--	25	125
										ESE	70	--	--	
6	Seminar- I	-	-	2	2	-	-	2.0	2.0	ISE	--	50	--	50
										ESE	--	--	--	
Total		15	2	8	25	15.0	2.0	5.0	22.0		500	125	50	675

Note: L- Lectures, P-Practical, T-Tutorial, ISE- In Semester Evaluation, ESE- End Semester Evaluation, ICA- Internal Continuous Assessment



SOLAPUR UNIVERSITY, SOLAPUR
FACULTY OF ENGINEERING & TECHNOLOGY

STRUCTURE of M.Tech. (ELECTRONICS and TELECOMMUNICATION ENGINEERING)

Four Semester Course

Choice Based Credit System (CBCS) Syllabus w.e.f. A.Y. 2018-19

Semester-II

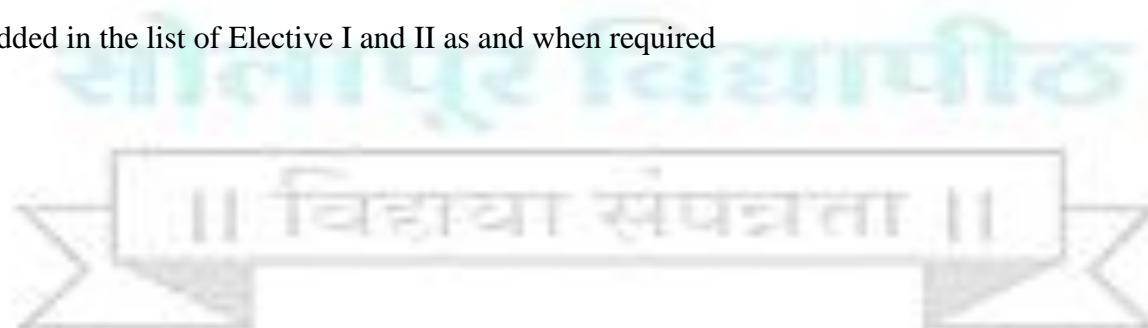
Sr. No.	Subject	Teaching Scheme				Credits				Evaluation Scheme				
		L	T	P	Total	Credits (L)	Credits (T)	Credits (P)	Total Credits	Scheme	Theory Marks	ICA- P Marks	ICA-T Marks	Total Marks
1	Advanced Internet of Things	3	-	2	5	3.0	-	1.0	4.0	ISE	30	25	--	125
										ESE	70	--	--	
2	RF Circuit Design	3	-	2	5	3.0	-	1.0	4.0	ISE	30	25	--	125
										ESE	70	--	--	
3	Artificial Intelligence & Machine Learning	3	-	2	5	3.0	-	1.0	4.0	ISE	30	25	--	125
										ESE	70	--	--	
4	Cryptography and Network Security	3	1	-	4	3.0	1.0	-	4.0	ISE	30	--	25	125
										ESE	70	--	--	
5	Elective – II	3	1	-	4	3.0	1.0	-	4.0	ISE	30	--	25	125
										ESE	70	--	--	
6	Seminar- II	-	-	2	2	-	-	2.0	2.0	ISE	--	50	--	50
										ESE	--	--	--	
Total		15	2	8	25	15.0	2.0	5.0	22.0		500	125	50	675


Note : L- Lectures, P-Practical, T-Tutorial, ISE- In Semester Evaluation, ESE- End Semester Evaluation, ICA- Internal Continuous Assessment

- Seminar I shall be delivered on a topic related to student's broad area of interest for dissertation work selected in consultation with the advisor after compiling the information from the latest literature. Student shall deliver seminar using modern presentation tools. A hard copy of the report (as per format specified by the department) shall be submitted to the Department before delivering the seminar. A PDF copy of the report must be submitted to the advisor along with other details if any.
- Seminar II shall be delivered on a topic related to student's particular area of interest for dissertation work selected in consultation with the advisor after compiling the information from the latest literature. Student shall deliver seminar using modern presentation tools. A hard copy of the report (as per format specified by the department) shall be submitted to the Department before delivering the seminar. A PDF copy of the report must be submitted to the advisor along with other details if any.
- **List of elective courses for semester I and II -**

<i>Sr.</i>	<i>Elective - I</i>	<i>Elective – II</i>
1.	Biomedical Signal Processing	Communication System Design
2.	Advanced Embedded System	Multimedia Processing
3.	Automotive Electronics	Automation and Industrial Robotics

- Courses may be added in the list of Elective I and II as and when required





SOLAPUR UNIVERSITY, SOLAPUR
FACULTY OF ENGINEERING & TECHNOLOGY
STRUCTURE of M.Tech. (ELECTRONICS and TELECOMMUNICATION ENGINEERING)

Four Semester Course

Choice Based Credit System (CBCS) Syllabus w.e.f. A.Y. 2018-19

Semester-III

Sr. No.	Subject	Teaching Scheme		Credits			Evaluation Scheme			
		L	P	Credits (L)	Credits (P)	Total Credits	Scheme	Theory Marks	ICA Marks	Total Marks
1	Self Learning Course	\$	-	3.0	-	3.0	ISE	30	--	100
							ESE	70		
2	Open Elective Course#	3		3.0		3.0	ISE	30		100
							ESE	70		
3	Dissertation Phase I : Synopsis Submission Seminar*		@4		3.0	3.0	ISE	--	100	100
							ESE	--	--	
4	Dissertation Phase II : ICA*		-		3.0	3.0	ISE	--	100	100
							ESE	--	--	
5	Dissertation Phase II Progress Seminar*		-		3.0	3.0	ISE	--		100
							ESE	--	100	
Total		3	4	6.0	9.0	15.0		200	300	500

L- Lectures, P-Practical, T-Tutorial, ISE- In Semester Evaluation, ESE- End Semester Evaluation, ICA- Internal Continuous Assessment

Note -

- \$- Being a Self Learning Course, student shall prepare for examination as per specified syllabus
- *- For all activities related to dissertation Phase I (synopsis submission seminar and progress seminar) student must interact regularly every week with the advisor.
- # - This course is common for all branches of Technology (ie for all M.Tech. Programs)

- Synopsis submission seminar shall cover detailed synopsis of the proposed work. Student shall submit synopsis of the dissertation work only after delivering this seminar.
- Progress seminar shall be delivered capturing details of the work done by student for dissertation
- Student shall deliver all seminars using modern presentation tools. A hard copy of the report shall be submitted to the department before delivering the seminar. A PDF copy of the report must be submitted to the advisor along with other details if any
- @ Indicates contact hours of students for interaction with advisor.
- Details of modes of assessment of seminar and dissertation shall be as specified in 7(III) of PG Engineering Ordinance of Solapur University, Solapur

List Self Learning Courses -

<i>Sr.</i>	<i>Self Learning Subject</i>
1	Semiconductor Device Modelling
2	Programmable System on Chip (PSoC)
3	Remote Sensing
4	Multimedia Network

List of Open Elective Courses-

<i>Sr.</i>	<i>Self Learning Subject</i>
1	Business Analytics
2	Operation Research
3	Cost Management of Engineering Projects
4	Non conventional Energy

- New Self Learning Courses and New Open Elective Courses may be added as and when required





SOLAPUR UNIVERSITY, SOLAPUR
FACULTY OF ENGINEERING & TECHNOLOGY
STRUCTURE of M.Tech.(ELECTRONICS and TELECOMMUNICATION ENGINEERING)
Four Semester Course
Choice Based Credit System (CBCS) Syllabus w.e.f. A.Y. 2018-19
Semester-IV

Sr. No.	Subject	Teaching Scheme			Credits			Evaluation Scheme		
		L	P	Total	Credits (L)	Credits (P)	Total Credits	Scheme	ICA Marks	Total Marks
1	Dissertation Phase III : Progress Seminar #	-	4@	4	-	3.0	3.0	ISE	100	100
2	Dissertation Phase IV: #	-	2@	2	-	6.0	6.0	--	200	200
3	Final Submission of the Dissertation and Viva –Voce	-	-	-	-	6.0	6.0	ESE	200	200
Total		-	-	6	--	15.0	15.0	-	500	500

Note –

- #- For all activities related to dissertation Phase III & IV student must interact regularly every week with the advisor.
- Progress seminar shall be delivered capturing details of the work done by student for dissertation
- Student shall deliver all seminars using modern presentation tools. A hard copy of the report shall be submitted to the Department before delivering the seminar. A PDF copy of the report must be submitted to the advisor along with other details if any.
- Student must submit a hard copy of Project Report to the department
- @ indicates contact hours of the student for interaction with the advisor
- Details of modes of assessment of seminar and dissertation shall be as specified in 7 (III) of PG Engineering Ordinance of Solapur University, Solapur.



PUNYASHLOK AHILYADEVI HOLKAR SOLAPUR UNIVERSITY, SOLAPUR
FACULTY OF SCIENCE & TECHNOLOGY
STRUCTURE OF M.Tech. CIVIL (STRUCTURAL ENGINEERING)

Four Semester Course
Choice Based Credit System Syllabus wef 2018-19
Semester-II

Sr. No.	Subject	Teaching Scheme				Credits				Evaluation Scheme				
		L	T	P	Total	Credits (L)	Credits (T)	Credits (P)	Total Credits	Scheme	Theory Marks	ICA- P Marks	ICA-T Marks	Total Marks
1	FEM in structural Engineering	3	1	-	4	3	1	-	4	ISE	30	--	25	125
										ESE	70	--	--	
2	Theory of plates and shells	3	1	-	4	3	1	-	4	ISE	30	--	25	125
										ESE	70	--	--	
3	Seismic design of multistoried buildings	3	1	-	4	3	1	-	4	ISE	30	--	25	125
										ESE	70	--	--	
4	Elective – II	3	1	-	4	3	1	-	4	ISE	30	--	25	125
										ESE	70	--	--	
5	Elective – III	3	1	-	4	3	1	-	4	ISE	30	--	25	125
										ESE	70	--	--	
6	Advanced concrete Lab	-	-	2	2	-	-	1	1	ISE		25	--	25
										ESE	--	--	--	
7	Mini project	-	-	2	2	-		2	2	ISE	--	50	--	50
										ESE	--	--	--	
Total		15	5	4	24	15	5	3	23		500	75	125	700

Note : L- Lectures, P-Practical, T-Tutorial, ISE- In Semester Evaluation, ESE- End Semester Evaluation, ICA- Internal Continuous Assessment



PUNYASHLOK AHILYADEVI HOLKAR SOLAPUR UNIVERSITY, SOLAPUR
FACULTY OF SCIENCE & TECHNOLOGY
STRUCTURE OF M.Tech. CIVIL (STRUCTURAL ENGINEERING)
Four Semester Course
Choice Based Credit System Syllabus w.e.f. 2019-20
Semester-III

Sr. No.	Subject	Teaching Scheme			Credits			Evaluation Scheme			
		L	P	Total	Credits (L)	Credits (P)	Total Credits	Scheme	Theory Marks	ICA- P Marks	Total Marks
1	Lab. Practice	-	4	4	-	2	2	ISE	--	50	50
								ESE	--	--	
2	Open Elective Course#	3	-	3	3		3	ISE	30	--	100
								ESE	70	--	
3	Dissertation Phase I : Synopsis Submission Seminar*		@4	4	-	2	2	ISE	--	50	50
								ESE	--	--	
4	Dissertation Phase II : ICA*				-	4	4	ISE	--	100	100
								ESE	--	--	
5	Dissertation Phase II Progress Seminar*				-	4	4	ISE	--	--	100
								ESE	--	100	
Total		3	8	11	3	12	15		100	300	400

L- Lectures, P-Practical, T-Tutorial, ISE- In Semester Evaluation, ESE- End Semester Evaluation, ICA- Internal Continuous Assessment

Note –

- Lab Practice shall include any of the below activities as recommended by Advisor and student shall submit a report after completion of the activity to Advisor along with other details if any. Software / hardware assignments, learning new software, literature survey, filed work, industrial training etc. related to dissertation work.
- *- For all activities related to dissertation Phase I (synopsis submission seminar and progress seminar) student must interact regularly every week with the advisor.
- # - This course is common for all branches of Technology (i.e. for all M.Tech. Programs)
- Synopsis submission seminar shall cover detailed synopsis of the proposed work. Student shall submit synopsis of the dissertation work only after delivering this seminar.
- Progress seminar shall be delivered capturing details of the work done by student for dissertation
- Student shall deliver all seminars using modern presentation tools. A hard copy of the report shall be submitted to the department before delivering the seminar. A PDF copy of the report must be submitted to the advisor along with other details if any
- @ Indicates contact hours of students for interaction with advisor.
- Details of modes of assessment of seminar and dissertation shall be as specified in 7(III) of PG Engineering Ordinance of Solapur University, Solapur

List of open Elective Courses-

<i>Sr.</i>	<i>Subject</i>
1	Business Analytics
2	Operation Research
3	Cost Management of Engineering Projects
4	Non conventional Energy

- New Open Elective Courses may be added as and when required



PUNYASHLOK AHILYADEVI HOLKAR SOLAPUR UNIVERSITY, SOLAPUR
FACULTY OF SCIENCE & TECHNOLOGY
STRUCTURE OF M.Tech. CIVIL (STRUCTURAL ENGINEERING)

Four Semester Course

Choice Based Credit System Syllabus w.e.f. 2019-20

Semester-IV

Sr. No.	Subject	Teaching Scheme			Credits			Evaluation Scheme		
		L	P	Total	Credits (L)	Credits (P)	Total Credits	Scheme	ICA- P Marks	Total Marks
1	Dissertation Phase III : Progress Seminar #	-	4@	4	-	3	3	ISE	100	100
2	Dissertation Phase IV: Final presentation and submission of report #	-	2@	2	-	6	6	--	200	200
3	Dissertation Viva – Voce	-	-	-	-	6	6	ESE	200	200
Total		-	6	6	--	15	15	-	500	500

Note –

- #- For all activities related to dissertation Phase III & IV student must interact regularly every week with the advisor.
- Progress seminar shall be delivered capturing details of the work done by student for dissertation
- Student shall deliver all seminars using modern presentation tools. A hard copy of the report shall be submitted to the Department before delivering the seminar. A PDF copy of the report must be submitted to the advisor along with other details if any.
- Student must submit a hard copy of Project Report to the department
- @ indicates contact hours of the student for interaction with the advisor
- Details of modes of assessment of seminar and dissertation shall be as specified in 7 (III) of PG Engineering Ordinance of Solapur University, Solapur.



Punyashlok Ahilyadevi Holkar Solapur University, Solapur

M.Tech. Civil (Structural Engineering) - II

Choice Based Credit System (CBCS)

MINI PROJECT

Lab Scheme:

2 hours per week, 2 Credits

Examination Assessment Scheme:

ICA: 50 marks

.....

Course Outcomes:

At the end of the course, the students will be able to:

1. Identify structural engineering problems reviewing available literature.
2. Study different techniques used to analyze complex structural systems.
3. Work on the solutions given and present solution by using his/her technique applying engineering principles.

Syllabus Contents:

Mini Project shall consist of detailed analysis, design along with working drawings of any one structure.

Mini Project will have mid semester presentation and end semester presentation. Mid semester presentation will include identification of the problem based on the literature review on the topic referring to latest literature available.

The student shall submit report on the subject chosen and make a presentation at the end of Semester-I. End semester presentation should be done along with the report on identification of topic for the work and the methodology adopted involving scientific research, collection and analysis of data, determining solutions highlighting individuals' contribution.

Continuous assessment of Mini Project at Mid Sem and End Sem will be monitored by the Advisor.



Punyashlok Ahilyadevi Holkar Solapur University, Solapur

M.Tech. Civil (Structural Engineering) - III

Choice Based Credit System (CBCS)

**DISSERTATION PHASE- I
SYNOPSIS SUBMISSION SEMINAR**

Contact hour of student: 4

Credits: 2

Examination Assessment Scheme:

ICA: 50 marks

.....

The student is expected to carry out intensive literature survey for a period of about two months in the field of interest and to select a topic for his/her dissertation in consultation with the faculty advisor assigned. The student shall then submit a report and deliver a seminar on the problem chosen by him/her to the panel of three departmental PG recognized faculty members. It shall be expected that a student justifies the gravity and also the relevance of the problem through his/her seminar. This shall be for the approval of synopsis.

The assessment of Synopsis Submission Seminar shall be done by aforesaid panel of three departmental PG recognized faculty members.



Punyashlok Ahilyadevi Holkar Solapur University, Solapur

M.Tech. Civil (Structural Engineering) - III

Choice Based Credit System (CBCS)

DISSERTATION PHASE- II: ICA

Contact hour of student: 4

Credits: 4

Examination Assessment Scheme:

ICA: 100 marks

.....
Student shall submit a report to the faculty advisor, on the basis of work carried out in accordance with instructions given by faculty advisor, throughout the semester. Dissertation Phase II evaluation consists of term-work evaluation (ISE) based on the efforts put in by the student to carry out his/her work & the results obtained thereof.

The faculty advisor shall complete the assessment of the report and accordingly allocate the marks to the student out of maximum 100 marks.



Punyashlok Ahilyadevi Holkar Solapur University, Solapur

M.Tech. Civil (Structural Engineering) - III

Choice Based Credit System (CBCS)

DISSERTATION PHASE- II: PROGRESS SEMINAR

Contact hour of student: 4

Credits: 4

Examination Assessment Scheme:

ESE: 100 marks

.....

Progress seminar shall be delivered capturing details of the work done by the student for dissertation. Student shall deliver seminar using modern presentation tools. A hard copy of report shall be submitted to the faculty advisor before delivering the seminar. A PDF copy of the report must be submitted to the faculty advisor along with other details if any.

End Semester Evaluation (ESE) shall consist of presentation of progress seminar on the report submitted by the student, followed by demonstration before a panel of three departmental PG recognized faculty members.



Punyashlok Ahilyadevi Holkar Solapur University, Solapur

M.Tech. Civil (Structural Engineering) - IV

Choice Based Credit System (CBCS)

DISSERTATION PHASE- III: PROGRESS SEMINAR

Contact hour of student: 4

Credits: 3

Examination Assessment Scheme:

ICA: 100 marks

.....

For all activities related to Phase III, student must interact regularly every week with the faculty advisor. The student who has cleared his/her Phase II evaluation, shall submit a report and present the status of work carried out on the dissertation after 8-10 weeks of Phase II ESE to three departmental PG recognized faculty members.

Progress seminar shall be delivered capturing details of the work done by student for dissertation. Student shall deliver seminar using modern presentation tools. A hard copy of report shall be submitted to the faculty advisor before delivering the seminar. A PDF copy of the report must be submitted to the faculty advisor along with other details if any.

The evaluation will be done by the aforesaid panel of three departmental PG recognized faculty members based on the requirements of completion of dissertation work for the dissertation Phase-III.



Punyashlok Ahilyadevi Holkar Solapur University, Solapur

M.Tech. Civil (Structural Engineering) - IV

Choice Based Credit System (CBCS)

**DISSERTATION PHASE- IV:
FINAL PRESENTATION AND SUBMISSION OF REPORT**

Contact hour of student: 2

Credits: 6

Examination Assessment Scheme:

ICA: 200 marks

.....

After completing the dissertation work to the satisfaction of faculty advisor, the student shall submit the dissertation report to the University in the prescribed format. The final approved dissertation shall be submitted in black bound hard copy along with soft copy on CD/DVD.

The evaluation of dissertation is to be carried out by the faculty advisor as ICA for 100 marks. This evaluation shall be on the basis of the requirements of completion of dissertation work. The faculty advisor shall submit mark list of term work marks, along with the submission of dissertation to university as mentioned in assessment scheme.



Punyashlok Ahilyadevi Holkar Solapur University, Solapur
M.Tech. Civil (Structural Engineering) - IV

Choice Based Credit System (CBCS)

DISSERTATION VIVA- VOCE

Credits: 6

Examination Assessment Scheme:

ICA: 200 marks

.....

Open defense of the student on his/her dissertation shall be arranged by the university. This defense shall be in front of the panel of examiners as appointed by university authority. The evaluation will be done by panel of examiners as appointed by university authority.